



Endeavor[®] Line *Classic*[®] Series iM Air Conditioners



RA13NY

Cooling Efficiency: 13.4 SEER2 / 9 EER2

Nominal Sizes: 1.5 to 5 Tons [5.3 to 17.6 kW]

Cooling Capacities: 17.1 to 55.5 kBTU [5.0 to 16.3 kW]

Refrigerant Type: R-454B



9001:2015



LISTED




Table of Contents

Features & Benefits	3
Model Number Identification	4
General Data/Electrical Data	5
Accessories	6
Weighted Sound Power	6
Unit Dimensions	7
Clearances	8
Refrigerant Line Size Information	9-10
Performance Data	11
Limited Warranty	12

Features and Benefits

- **7mm Condenser Copper Coil¹:** Requires less refrigerant allowing for a smaller and lighter footprint while enhancing reliability
- **PlusOne® Expanded Valve Space:** 3 in. – 4 in. – 5 in. service valve space – provides a minimum working area of 27-square inches for easier access
- **PlusOne® Triple Service Access:** 15 in. wide, industry leading corner service access, two fastener, removeable corner and individual louver panels – makes repairs easier and faster
- **Designing for Sustainability with Low GWP:** For 2025, the Environmental Protection Agency (EPA) has set a global warming potential (GWP) limit of 700 for refrigerant used in heating and cooling systems. This new requirement will result in a 78%² lower GWP than previous-generation refrigerants — with only minimal changes to system installation. For us, this is another step toward our continued sustainability goal of reducing greenhouse gas emissions, while still delivering an exceptional level of energy efficient, dependable comfort
- **PlusOne® Refrigerant Detection System^{TM3}:** An integrated one-box, patented design featuring the A2L sensor and mitigation board, offering easier commissioning with a single component and simplified wiring configuration, compatibility with any 24V thermostat application and system protection by automatically pausing outdoor unit operation — if excess refrigerant is detected

¹15 ton models feature a 3/8 in. condenser coil

²When comparing the GWP of R-454B to R-410A refrigerant

³Factory or field installed in the furnace coil or air handler and is applicable to the complete heating and cooling system featuring Low GWP Refrigerant (A2L)

Air Conditioners

<u>R</u>	<u>A</u>	<u>13</u>	<u>N</u>	<u>Y</u>	<u>24</u>	<u>A</u>	<u>J</u>	<u>1</u>	<u>N</u>	<u>A</u>	<u>LHP*</u>
Brand	Product Category	SEER2	Region	Refrigerant	Capacity BTU/HR	Major Series	Voltage	Type	Controls	Minor Series	Option Code
R - Rheem	A - Air Conditioners	13 - 13.4 SEER2	N - North	Y - R-454B	18 - 18,000 [5.28 kW] 24 - 24,000 [7.03 kW] 30 - 30,000 [8.79 kW] 36 - 36,000 [10.55 kW] 42 - 42,000 [12.31 kW] 48 - 48,000 [14.07 kW] 60 - 60,000 [17.58 kW]	A - 1st Design	J - 1ph, 208/230/60 C - 3ph, 208/230/60 D - 3ph, 460/60	1 - Single Stage	N - Non-Communicating	A - 1st Design	LHP - W/HLPC

*LHP Pressure switches are standard on 3 Phase models

[] Designates Metric Conversions

Available Models	Description
RA13NY18AJ1NA	Endeavor® Line <i>Classic</i> ® Series 1 1/2 ton 13.4 SEER2 Single-Stage iM Air Conditioner-208/230/1/60
RA13NY18AJ1NALHP	Endeavor® Line <i>Classic</i> ® Series 1 1/2 ton 13.4 SEER2 Single-Stage iM Air Conditioner w/ High/Low Pressure-208/230/1/60
RA13NY24AJ1NA	Endeavor® Line <i>Classic</i> ® Series 2 ton 13.4 SEER2 Single-Stage iM Air Conditioner-208/230/1/60
RA13NY24AJ1NALHP	Endeavor® Line <i>Classic</i> ® Series 2 ton 13.4 SEER2 Single-Stage iM Air Conditioner w/ High/Low Pressure-208/230/1/60
RA13NY30AJ1NA	Endeavor® Line <i>Classic</i> ® Series 2 1/2 ton 13.4 SEER2 Single-Stage iM Air Conditioner-208/230/1/60
RA13NY30AJ1NALHP	Endeavor® Line <i>Classic</i> ® Series 2 1/2 ton 13.4 SEER2 Single-Stage iM Air Conditioner w/ High/Low Pressure-208/230/1/60
RA13NY36AJ1NA	Endeavor® Line <i>Classic</i> ® Series 3 ton 13.4 SEER2 Single-Stage iM Air Conditioner-208/230/1/60
RA13NY36AJ1NALHP	Endeavor® Line <i>Classic</i> ® Series 3 ton 13.4 SEER2 Single-Stage iM Air Conditioner w/ High/Low Pressure-208/230/1/60
RA13NY36AC1NA	Endeavor® Line <i>Classic</i> ® Series 3 ton 13.4 SEER2 Single-Stage iM Air Conditioner-208/230/3/60
RA13NY36AD1NA	Endeavor® Line <i>Classic</i> ® Series 3 ton 13.4 SEER2 Single-Stage iM Air Conditioner-460/3/60
RA13NY42AJ1NA	Endeavor® Line <i>Classic</i> ® Series 3 1/2 ton 13.4 SEER2 Single-Stage iM Air Conditioner-208/230/1/60
RA13NY42AJ1NALHP	Endeavor® Line <i>Classic</i> ® Series 3 1/2 ton 13.4 SEER2 Single-Stage iM Air Conditioner w/ High/Low Pressure-208/230/1/60
RA13NY42AC1NA	Endeavor® Line <i>Classic</i> ® Series 3 1/2 ton 13.4 SEER2 Single-Stage iM Air Conditioner-208/230/3/60
RA13NY42AD1NA	Endeavor® Line <i>Classic</i> ® Series 3 1/2 ton 13.4 SEER2 Single-Stage iM Air Conditioner-460/3/60
RA13NY48AJ1NA	Endeavor® Line <i>Classic</i> ® Series 4 ton 13.4 SEER2 Single-Stage iM Air Conditioner-208/230/1/60
RA13NY48AJ1NALHP	Endeavor® Line <i>Classic</i> ® Series 4 ton 13.4 SEER2 Single-Stage iM Air Conditioner w/ High/Low Pressure-208/230/1/60
RA13NY48AC1NA	Endeavor® Line <i>Classic</i> ® Series 4 ton 13.4 SEER2 Single-Stage iM Air Conditioner -208/230/3/60
RA13NY48AD1NA	Endeavor® Line <i>Classic</i> ® Series 4 ton 13.4 SEER2 Single-Stage iM Air Conditioner-460/3/60
RA13NY60AJ1NA	Endeavor® Line <i>Classic</i> ® Series 5 ton 13.4 SEER2 Single-Stage iM Air Conditioner-208/230/1/60
RA13NY60AJ1NALHP	Endeavor® Line <i>Classic</i> ® Series 5 ton 13.4 SEER2 Single-Stage iM Air Conditioner w/ High/Low Pressure-208/230/1/60
RA13NY60AC1NA	Endeavor® Line <i>Classic</i> ® Series 5 ton 13.4 SEER2 Single-Stage iM Air Conditioner-208/230/3/60
RA13NY60AD1NA	Endeavor® Line <i>Classic</i> ® Series 5 ton 13.4 SEER2 Single-Stage iM Air Conditioner-460/3/60

Standard Equipment	
R-454B Refrigerant	2 Screw Control Box Access
Scroll Compressor	15" Access to Internal Components
Field Installed Filter Drier	Quick release louver panel design
Front Seating Service Valves	No fasteners to remove along bottom
Internal Pressure Relief Valve	Optimized Venturi Airflow
Internal Thermal Overload	Powder coated paint
Long Line capability	Rust resistant screws
Low Ambient capability with Kit	QR code
3-4-5 Expanded Valve Space	External gauge ports
Composite Basepan	Service trays

General Data							
Model No.	RA13NY18A	RA13NY24A	RA13NY30A	RA13NY36A	RA13NY42A	RA13NY48A	RA13NY60A
Nominal Tonnage	1.5	2.0	2.5	3.0	3.5	4.0	5.0
Valve Connections							
Liquid Line O.D. – in.	3/8	3/8	3/8	3/8	3/8	3/8	3/8
Suction Line O.D. – in.	3/4	3/4	3/4	3/4	7/8	7/8	7/8
Refrigerant (R-454B) furnished oz. ¹	64	72	73	108	112	103	176
Compressor Type	Scroll						
Outdoor Coil							
Net face area – Outer Coil	10.9	10.9	13.3	13.3	14.3	23.5	28.4
Net face area – Inner Coil	—	—	—	12.9	13.9	—	—
Tube diameter – in.	0.276	0.276	0.276	0.276	0.276	0.276	0.375
Number of rows	1	1	1	2	2	1	1
Fins per inch	24	24	24	24	24	24	22
Outdoor Fan							
Diameter – in.	20	20	24	24	24	26	26
Number of blades	2	2	3	3	2	3	3
Motor hp	1/7	1/7	1/6	1/6	1/5	1/5	1/5
CFM	1765	1765	3146	2760	2758	4264	4189
RPM	1075	1075	825	825	825	850	850
Watts	154	154	197	188	145	203	204
Shipping weight – lbs.	148	148	170	193	224	251	279
Operating weight – lbs.	141	141	163	186	217	244	272

Electrical Data							
Line Voltage Data (Volts-Phase-Hz)	208/230-1-60	208/230-1-60	208/230-1-60	208/230-1-60	208/230-1-60	208/230-1-60	208/230-1-60
Maximum overcurrent protection (amps) ²	15	20	25	35	35	50	50
Minimum circuit ampacity ³	12	14	17	22	23	30	31
Compressor							
Rated load amps	8.0	10.3	12.7	16.7	17.3	22.4	23.7
Locked rotor amps	41.5	60	76	94	123	126	157
Condenser Fan Motor							
Full load amps	0.8	0.8	0.8	0.8	0.8	1.0	1.0
Locked rotor amps	1.50	1.50	1.50	1.50	1.50	2.40	2.40
Line Voltage Data (Volts-Phase-Hz)	—	—	—	208/230-3-60	208/230-3-60	208/230-3-60	208/230-3-60
Maximum overcurrent protection (amps) ²	—	—	—	25.0	25.0	25.0	35.0
Minimum circuit ampacity ³	—	—	—	17.0	17.0	18.0	22.0
Compressor							
Rated load amps	—	—	—	12.2	12.8	12.8	16.0
Locked rotor amps	—	—	—	97.5	102.8	123.0	156.4
Condenser Fan Motor							
Full load amps	—	—	—	0.9	0.9	1.0	1.0
Locked rotor amps	—	—	—	1.7	1.7	2.6	2.6
Line Voltage Data (Volts-Phase-Hz)	—	—	—	460-3-60	460-3-60	460-3-60	460-3-60
Maximum overcurrent protection (amps) ²	—	—	—	15.0	15.0	15.0	15.0
Minimum circuit ampacity ³	—	—	—	8.0	8.0	9.0	10.0
Compressor							
Rated load amps	—	—	—	5.8	5.8	6.3	7.1
Locked rotor amps	—	—	—	44.3	50.0	60.0	69.0
Condenser Fan Motor							
Full load amps	—	—	—	0.50	0.50	0.80	0.80
Locked rotor amps	—	—	—	0.90	0.90	1.40	1.40

¹Refrigerant charge sufficient for 15 ft. length of refrigerant lines. For longer line set requirements see the installation instructions for information about set length and additional refrigerant charge required.

²HACR type circuit breaker or fuse.

³Refer to National Electrical Code manual to determine wire, fuse and disconnect size requirements.

Accessories

Model No.	RA13NY18A	RA13NY24A	RA13NY30A	RA13NY36A	RA13NY42A	RA13NY48A	RA13NY60A	
Compressor crankcase heater*	44-17402-44	44-17402-44	44-17402-44	44-17402-44	44-17402-45	44-17402-45	Factory Standard	
Low ambient control	RXAD-A08	RXAD-A08	RXAD-A08	RXAD-A08	RXAD-A08	RXAD-A08	RXAD-A08	
Compressor sound cover	68-23427-26	68-23427-26	68-23427-26	68-23427-26	68-23427-25	68-23427-25	68-23427-25	
Compressor hard start kit	SK-A1	SK-A1	SK-A1	SK-A1	SK-A1	SK-A1	SK-A1	
Compressor time delay	RXMD-B01	RXMD-B02	RXMD-B03	RXMD-B04	RXMD-B05	RXMD-B06	RXMD-B07	
Low pressure control	RXAC-A07	RXAC-A08	RXAC-A09	RXAC-A10	RXAC-A11	RXAC-A12	RXAC-A13	
High pressure control	RXAB-A07	RXAB-A08	RXAB-A09	RXAB-A10	RXAB-A11	RXAB-A12	RXAB-A13	
Liquid Line Solenoid (24 VAC, 50/60 Hz)	Solenoid Valve	200RD2T3TVLC	200RD2T3TVLC	200RD2T3TVLC	200RD2T3TVLC	200RD2T3TVLC	200RD3T3TVLC	200RD3T3TVLC
	Solenoid Coil	61-AMG24V	61-AMG24V	61-AMG24V	61-AMG24V	61-AMG24V	61-AMG24V	61-AMG24V
Liquid Line Solenoid (120/240 VAC, 50/60 Hz)	Solenoid Valve	200RD2T3TVLC	200RD2T3TVLC	200RD2T3TVLC	200RD2T3TVLC	200RD2T3TVLC	200RD3T3TVLC	200RD3T3TVLC
	Solenoid Coil	61-AMG120/240V	61-AMG120/240V	61-AMG120/240V	61-AMG120/240V	61-AMG120/240V	61-AMG120/240V	61-AMG120/240V

*Crankcase Heater recommended with Low Ambient Kit.

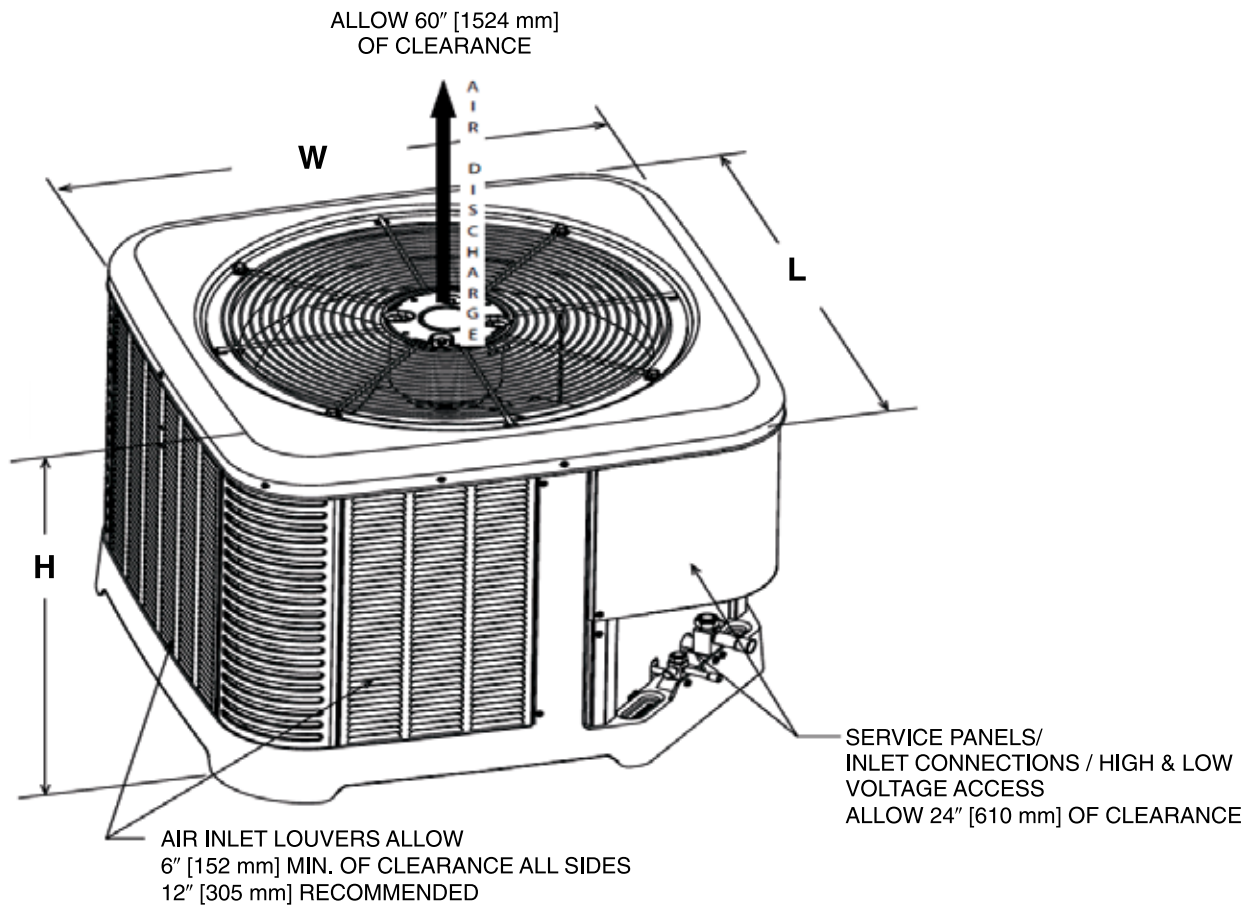
Weighted Sound Power Level (dBA)

Unit Size - Voltage, Series	Standard Rating (dBA)	TYPICAL OCTAVE BAND SPECTRUM (dBA without tone adjustment)						
		125	250	500	1000	2000	4000	8000
RA13NY18A	70	46.7	55.0	60.8	59.9	58.2	53.4	46.9
RA13NY24A	70	46.3	58.4	62.7	59.0	58.0	52.4	47.3
RA13NY30A	71	47.0	62.4	62.6	59.3	57.2	55.7	47.1
RA13NY36A	71	45.5	58.4	63.9	59.2	56.6	52.1	47.7
RA13NY42A	68	46.4	53.7	59.7	59.9	55.3	54.0	50.3
RA13NY48A	71	49.2	56.0	62.3	59.5	57.9	49.9	40.7
RA13NY60A	76	49.1	58.7	68.7	65.2	63.5	60.1	55.7

NOTE: Tested in accordance with AHRI Standard 270-08 (not listed in AHRI)

Unit Dimensions

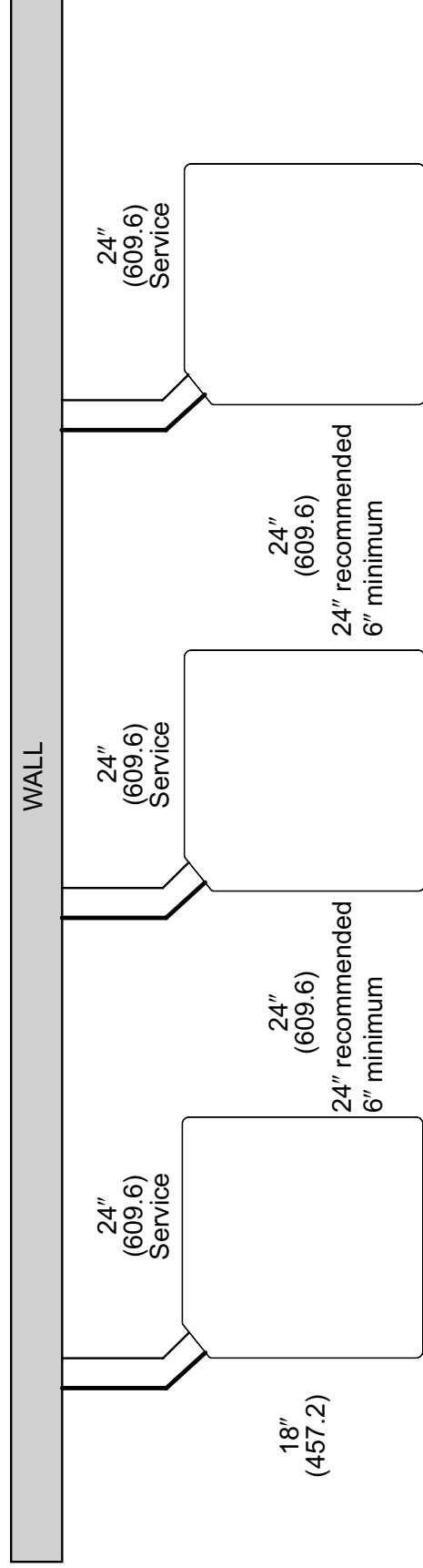
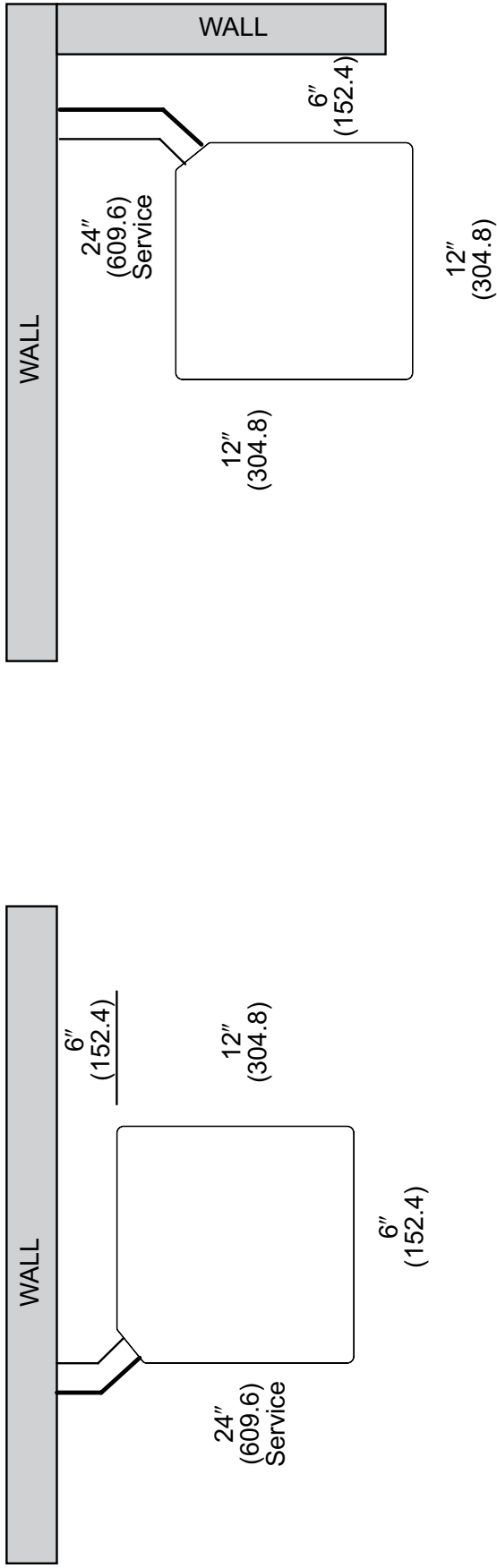
Model No.	OPERATING						SHIPPING					
	H (Height)		L (Length)		W (Width)		H (Height)		L (Length)		W (Width)	
	INCHES	mm	INCHES	mm	INCHES	mm	INCHES	mm	INCHES	mm	INCHES	mm
RA13NY18AJ1NA	25.00	635	29.75	756	29.75	756	26.50	673	32.38	822	32.38	822
RA13NY24AJ1NA	25.00	635	29.75	756	29.75	756	26.50	673	32.38	822	32.38	822
RA13NY30AJ1NA	25.00	635	33.75	857	33.75	857	26.50	673	36.38	924	36.38	924
RA13NY36AJ1NA	25.00	635	33.75	857	33.75	857	26.50	673	36.38	924	36.38	924
RA13NY42AJ1NA	27.00	686	33.75	857	33.75	857	28.50	724	36.38	924	36.38	924
RA13NY48AJ1NA	39.00	991	35.75	908	35.75	908	40.50	1029	38.38	975	38.38	975
RA13NY60AJ1NA	45.00	1143	35.75	908	35.75	908	46.50	1181	38.38	975	38.38	975



[] Designates Metric Conversions

ST-A1226-02-00

CLEARANCES



NOTE: NUMBERS IN () = mm

IMPORTANT: When installing multiple units in an alcove, roof well or partially enclosed area, ensure there is adequate ventilation to prevent re-circulation of discharge air.

Refrigerant Line Size Information

13.4/14.3 SEER2 AC R-454B												
Unit Size	Allowable Liquid Line Size	Allowable Suction Line Size	Equivalent Length (Feet)									
			0-25	26-50	51-75	76-100	101-125	126-150	151-175	176-200	201-225	226-250
			Maximum Vertical Rise (Outdoor Unit Below Indoor Unit) * / Capacity Multiplier									
1.5 Ton	1/4"	5/8"	25/1	50/0.99	61/0.99	41/0.98	21/0.98	1/0.98	0/0.98	0/0.98	0/0.97	0/0.97
	5/16"	5/8"	25/1	50/0.99	75/0.99	100/0.98	98/0.98	93/0.98	87/0.98	82/0.98	78/0.97	75/0.97
	3/8"	5/8"	25/1	50/0.99	75/0.99	100/0.98	117/0.98	115/0.98	114/0.98	112/0.98	111/0.97	110/0.97
	1/4"	3/4"	25/1	50/1	61/1	41/0.99	21/0.99	1/0.99	0/0.99	0/0.99	0/0.99	0/0.98
	5/16"	3/4"	25/1	50/1	75/1	100/0.99	98/0.99	93/0.99	87/0.99	82/0.99	78/0.99	75/0.98
2 Ton	3/8"	3/4"	25/1	50/1	75/1	100/0.99	117/0.99	115/0.99	114/0.99	112/0.99	111/0.99	110/0.98
	1/4"	5/8"	25/1	50/0.99	25/0.98	0/0.98	0/0.98	0/0.97	0/0.96	0/0.97	0/0.96	0/0.95
	5/16"	5/8"	25/1	50/0.99	75/0.98	88/0.98	79/0.98	70/0.97	62/0.96	53/0.97	46/0.96	40/0.95
	3/8"	5/8"	25/1	50/0.99	75/0.98	100/0.98	109/0.98	106/0.97	103/0.96	100/0.97	97/0.96	94/0.95
	1/4"	3/4"	25/1	50/1	25/0.99	0/0.99	0/0.99	0/0.98	0/0.98	0/0.99	0/0.99	0/0.98
2.5 Ton	5/16"	3/4"	25/1	50/1	75/0.99	88/0.99	79/0.99	70/0.98	62/0.98	53/0.99	46/0.99	40/0.98
	3/8"	3/4"	25/1	50/1	75/0.99	100/0.99	109/0.99	106/0.98	103/0.98	100/0.99	97/0.99	94/0.98
	5/16"	5/8"	25/0.99	50/0.98	75/0.98	69/0.97	56/0.98	43/0.96	30/0.94	17/0.93	6/0.92	0/0.93
	3/8"	5/8"	25/0.99	50/0.98	75/0.98	100/0.97	101/0.98	96/0.96	92/0.94	87/0.93	83/0.92	78/0.93
	5/16"	3/4"	25/1	50/0.99	75/0.99	69/0.98	56/0.98	43/0.99	30/0.98	17/0.98	6/0.97	0/0.97
3 Ton	3/8"	3/4"	25/1	50/0.99	75/0.99	100/0.98	101/0.98	96/0.99	92/0.98	87/0.98	83/0.97	78/0.97
	5/16"	5/8"	25/0.99	50/0.98	65/0.97	47/0.97	28/0.94	11/0.93	0/0.92	0/0.91	0/0.9	0/0.9
	3/8"	5/8"	25/0.99	50/0.98	75/0.97	97/0.97	91/0.94	85/0.93	78/0.92	72/0.91	66/0.9	60/0.9
	5/16"	3/4"	25/1	50/0.99	65/0.98	47/0.99	28/0.98	11/0.98	0/0.97	0/0.96	0/0.96	0/0.98
	3/8"	3/4"	25/1	50/0.99	75/0.98	97/0.99	91/0.98	85/0.98	78/0.97	72/0.96	66/0.96	60/0.98
	1/2"	3/4"	25/1	50/0.99	75/0.98	100/0.99	118/0.98	117/0.98	115/0.97	115/0.96	114/0.96	112/0.98
	5/16"	7/8"	25/1	50/1	65/0.99	47/0.99	28/0.99	11/0.98	0/0.98	0/0.99	0/0.99	0/0.99
3.5 Ton	3/8"	7/8"	25/1	50/1	75/0.99	97/0.99	91/0.99	85/0.98	78/0.98	72/0.99	66/0.99	60/0.99
	1/2"	7/8"	25/1	50/1	75/0.99	100/0.99	118/0.99	117/0.98	115/0.98	115/0.99	114/0.99	112/0.99
	3/8"	3/4"	25/0.99	50/0.99	75/0.99	88/0.98	80/0.97	72/0.96	64/0.98	55/0.96	47/0.95	39/0.95
	1/2"	3/4"	25/0.99	50/0.99	75/0.99	100/0.98	116/0.97	114/0.96	112/0.98	111/0.96	109/0.95	108/0.95
4 Ton	3/8"	7/8"	25/1	50/0.99	75/0.99	88/0.99	80/0.98	72/0.99	64/0.99	55/0.98	47/0.98	39/0.98
	1/2"	7/8"	25/1	50/0.99	75/0.99	100/0.99	116/0.98	114/0.99	112/0.99	111/0.98	109/0.98	108/0.98
	3/8"	3/4"	25/0.99	50/0.98	75/0.98	78/0.97	68/0.96	57/0.97	46/0.95	36/0.94	25/0.93	15/0.93
	1/2"	3/4"	25/0.99	50/0.98	75/0.98	100/0.97	113/0.96	111/0.97	109/0.95	107/0.94	105/0.93	104/0.93
5 Ton	3/8"	7/8"	25/1	50/0.99	75/0.99	78/0.98	68/0.99	57/0.98	46/0.98	36/0.98	25/0.97	15/0.97
	1/2"	7/8"	25/1	50/0.99	75/0.99	100/0.98	113/0.99	111/0.98	109/0.98	107/0.98	105/0.97	104/0.97
	3/8"	3/4"	25/0.99	50/0.98	70/0.97	54/0.97	38/0.94	22/0.93	6/0.92	0/0.9	0/0.89	0/0.89
	1/2"	3/4"	25/0.99	50/0.98	75/0.97	100/0.97	107/0.94	104/0.93	101/0.92	97/0.9	95/0.89	93/0.89
	3/8"	7/8"	25/0.99	50/0.99	70/0.98	54/0.98	38/0.98	22/0.97	6/0.96	0/0.98	0/0.97	0/0.96
5 Ton	1/2"	7/8"	25/0.99	50/0.99	75/0.98	100/0.98	107/0.98	104/0.97	101/0.96	97/0.98	95/0.97	93/0.96
	3/8"	1-1/8"	25/1	50/1	70/1	54/0.99	38/0.99	22/0.99	6/0.99	0/0.99	0/0.99	0/0.98
5 Ton	1/2"	1-1/8"	25/1	50/1	75/1	100/0.99	107/0.99	104/0.99	101/0.99	97/0.99	95/0.99	93/0.98

NOTES:

Maximum Equivalent Line Length may not exceed 250'.

Maximum Actual Line Length may not exceed 200'.

Light Grey shaded areas are considered long line and may require accessories as recommended in Long Line Set Guide.

DO NOT use suction line traps in the suction riser as this adds additional unwanted pressure drop in the system.

Refrigerant Line Size Information (Con't.)

13.4/14.3 SEER2 AC R-454B												
Unit Size	Allowable Liquid Line Size mm [in.]	Allowable Suction Line Size mm [in.]	Equivalent Length (Meters)									
			0-7.6	7.9-15.2	15.5-22.9	23.2-30.5	30.8-38.1	38.4-45.7	46-53.3	53.6-61	61.3-68.6	68.9-76.2
			Maximum Vertical Rise (Outdoor Unit Below Indoor Unit) * / Capacity Multiplier									
5.3 KW [1.5 Ton]	6.35 [1/4]	15.88 [5/8]	8/1	15/0.99	19/0.99	12/0.98	6/0.98	0/0.98	0/0.98	0/0.98	0/0.97	0/0.97
	7.94 [5/16]	15.88 [5/8]	8/1	15/0.99	23/0.99	30/0.98	30/0.98	28/0.98	27/0.98	25/0.98	24/0.97	23/0.97
	9.53 [3/8]	15.88 [5/8]	8/1	15/0.99	23/0.99	30/0.98	36/0.98	35/0.98	35/0.98	34/0.98	34/0.97	34/0.97
	6.35 [1/4]	19.05 [3/4]	8/1	15/1	19/1	12/0.99	6/0.99	0/0.99	0/0.99	0/0.99	0/0.99	0/0.98
	7.94 [5/16]	19.05 [3/4]	8/1	15/1	23/1	30/0.99	30/0.99	28/0.99	27/0.99	25/0.99	24/0.99	23/0.98
	9.53 [3/8]	19.05 [3/4]	8/1	15/1	23/1	30/0.99	36/0.99	35/0.99	35/0.99	34/0.99	34/0.99	34/0.98
7.0 KW [2 Ton]	6.35 [1/4]	15.88 [5/8]	8/1	15/0.99	8/0.98	0/0.98	0/0.98	0/0.97	0/0.96	0/0.97	0/0.96	0/0.95
	7.94 [5/16]	15.88 [5/8]	8/1	15/0.99	23/0.98	27/0.98	24/0.98	21/0.97	19/0.96	16/0.97	14/0.96	12/0.95
	9.53 [3/8]	15.88 [5/8]	8/1	15/0.99	23/0.98	30/0.98	33/0.98	32/0.97	31/0.96	30/0.97	30/0.96	29/0.95
	6.35 [1/4]	19.05 [3/4]	8/1	15/1	8/0.99	0/0.99	0/0.99	0/0.98	0/0.98	0/0.99	0/0.99	0/0.98
	7.94 [5/16]	19.05 [3/4]	8/1	15/1	23/0.99	27/0.99	24/0.99	21/0.98	19/0.98	16/0.99	14/0.99	12/0.98
	9.53 [3/8]	19.05 [3/4]	8/1	15/1	23/0.99	30/0.99	33/0.99	32/0.98	31/0.98	30/0.99	30/0.99	29/0.98
8.8 KW [2.5 Ton]	7.94 [5/16]	15.88 [5/8]	8/0.99	15/0.98	23/0.98	21/0.97	17/0.98	13/0.96	9/0.94	5/0.93	2/0.92	0/0.93
	9.53 [3/8]	15.88 [5/8]	8/0.99	15/0.98	23/0.98	30/0.97	31/0.98	29/0.96	28/0.94	27/0.93	25/0.92	24/0.93
	7.94 [5/16]	19.05 [3/4]	8/1	15/0.99	23/0.99	21/0.98	17/0.98	13/0.99	9/0.98	5/0.98	2/0.97	0/0.97
	9.53 [3/8]	19.05 [3/4]	8/1	15/0.99	23/0.99	30/0.98	31/0.98	29/0.99	28/0.98	27/0.98	25/0.97	24/0.97
10.6 KW [3 Ton]	7.94 [5/16]	15.88 [5/8]	8/0.99	15/0.98	20/0.97	14/0.97	9/0.94	3/0.93	0/0.92	0/0.91	0/0.9	0/0.9
	9.53 [3/8]	15.88 [5/8]	8/0.99	15/0.98	23/0.97	30/0.97	28/0.94	26/0.93	24/0.92	22/0.91	20/0.9	18/0.9
	7.94 [5/16]	19.05 [3/4]	8/1	15/0.99	20/0.98	14/0.99	9/0.98	3/0.98	0/0.97	0/0.96	0/0.96	0/0.98
	9.53 [3/8]	19.05 [3/4]	8/1	15/0.99	23/0.98	30/0.99	28/0.98	26/0.98	24/0.97	22/0.96	20/0.96	18/0.98
	12.70 [1/2]	19.05 [3/4]	8/1	15/0.99	23/0.98	30/0.99	36/0.98	36/0.98	35/0.97	35/0.96	35/0.96	34/0.98
	7.94 [5/16]	22.23 [7/8]	8/1	15/1	20/0.99	14/0.99	9/0.99	3/0.98	0/0.98	0/0.99	0/0.99	0/0.99
	9.53 [3/8]	22.23 [7/8]	8/1	15/1	23/0.99	30/0.99	28/0.99	26/0.98	24/0.98	22/0.99	20/0.99	18/0.99
	12.70 [1/2]	22.23 [7/8]	8/1	15/1	23/0.99	30/0.99	36/0.99	36/0.98	35/0.98	35/0.99	35/0.99	34/0.99
12.3 KW [3.5 Ton]	9.53 [3/8]	19.05 [3/4]	8/0.99	15/0.99	23/0.99	27/0.98	24/0.97	22/0.96	20/0.98	17/0.96	14/0.95	12/0.95
	12.70 [1/2]	19.05 [3/4]	8/0.99	15/0.99	23/0.99	30/0.98	35/0.97	35/0.96	34/0.98	34/0.96	33/0.95	33/0.95
	9.53 [3/8]	22.23 [7/8]	8/1	15/0.99	23/0.99	27/0.99	24/0.98	22/0.99	20/0.99	17/0.98	14/0.98	12/0.98
	12.70 [1/2]	22.23 [7/8]	8/1	15/0.99	23/0.99	30/0.99	35/0.98	35/0.99	34/0.99	34/0.98	33/0.98	33/0.98
14.1 KW [4 Ton]	9.53 [3/8]	19.05 [3/4]	8/0.99	15/0.98	23/0.98	24/0.97	21/0.96	17/0.97	14/0.95	11/0.94	8/0.93	5/0.93
	12.70 [1/2]	19.05 [3/4]	8/0.99	15/0.98	23/0.98	30/0.97	34/0.96	34/0.97	33/0.95	33/0.94	32/0.93	32/0.93
	9.53 [3/8]	22.23 [7/8]	8/1	15/0.99	23/0.99	24/0.98	21/0.99	17/0.98	14/0.98	11/0.98	8/0.97	5/0.97
	12.70 [1/2]	22.23 [7/8]	8/1	15/0.99	23/0.99	30/0.98	34/0.99	34/0.98	33/0.98	33/0.98	32/0.97	32/0.97
17.6 KW [5 Ton]	9.53 [3/8]	19.05 [3/4]	8/0.99	15/0.98	21/0.97	16/0.97	12/0.94	7/0.93	2/0.92	0/0.9	0/0.89	0/0.89
	12.70 [1/2]	19.05 [3/4]	8/0.99	15/0.98	23/0.97	30/0.97	33/0.94	32/0.93	31/0.92	30/0.9	29/0.89	28/0.89
	9.53 [3/8]	22.23 [7/8]	8/0.99	15/0.99	21/0.98	16/0.98	12/0.98	7/0.97	2/0.96	0/0.98	0/0.97	0/0.96
	12.70 [1/2]	22.23 [7/8]	8/0.99	15/0.99	23/0.98	30/0.98	33/0.98	32/0.97	31/0.96	30/0.98	29/0.97	28/0.96
	9.53 [3/8]	28.58 [1-1/8]	8/1	15/1	21/1	16/0.99	12/0.99	7/0.99	2/0.99	0/0.99	0/0.99	0/0.98
	12.70 [1/2]	28.58 [1-1/8]	8/1	15/1	23/1	30/0.99	33/0.99	32/0.99	31/0.99	30/0.99	29/0.99	28/0.98

NOTES:

Maximum Equivalent Line Length may not exceed 76 meters.

Maximum Actual Line Length may not exceed 61 meters.

Light Grey shaded areas are considered long line and may require accessories as recommended in Long Line Set Guide.

DO NOT use suction line traps in the suction riser as this adds additional unwanted pressure drop in the system.

Performance Data @ AHRI Standard Conditions – Cooling

Designated Tested Combination (DTC)							
Outdoor Unit	Indoor Coil	Total Capacity BTU/H [kW]	Net Sensible BTU/H [kW]	Net Latent BTU/H [kW]	SEER2	EER2	Indoor CFM [L/s]
RA13NY18AJ1	RCFY2417STAN	17,100 [5.0]	13,100 [3.8]	4,000 [1.2]	13.4	9.0	600 [283.2]
RA13NY24AJ1	RCFY2417MTAN	22,800 [6.7]	17,500 [5.1]	5,300 [1.6]	13.4	9.0	750 [354.0]
RA13NY30AJ1	RCFY3617STAN	28,600 [8.4]	21,900 [6.4]	6,700 [2.0]	13.4	9.0	910 [429.5]
RA13NY36AJ1	RCFY3621MTAN	34,200 [10.0]	26,200 [7.7]	8,000 [2.3]	13.4	9.0	1,050 [495.5]
RA13NY42AJ1	RCFY4821STAN	40,000 [11.7]	30,700 [9.0]	9,300 [2.7]	13.4	9.0	1,300 [613.5]
RA13NY48AJ1	RCFY4821STAN	45,500 [13.3]	34,900 [10.2]	10,600 [3.1]	13.4	9.0	1,425 [672.5]
RA13NY60AJ1	RCFY6024STAN	54,000 [15.8]	41,400 [12.1]	12,600 [3.7]	13.4	9.0	1,600 [755.1]
RA13NY36AC1	RCFY3621MTAN	34,200 [10.0]	26,200 [7.7]	8,000 [2.3]	13.4	9.0	1,050 [495.5]
RA13NY42AC1	RCFY4821STAN	40,000 [11.7]	30,700 [9.0]	9,300 [2.7]	13.4	9.0	1,300 [613.5]
RA13NY48AC1	RCFY4821STAN	45,500 [13.3]	34,900 [10.2]	10,600 [3.1]	13.4	9.0	1,425 [672.5]
RA13NY60AC1	RCFY6024STAN	54,000 [15.8]	41,400 [12.1]	12,600 [3.7]	13.4	9.0	1,600 [755.1]
RA13NY36AD1	RCFY3621MTAN	34,200 [10.0]	26,200 [7.7]	8,000 [2.3]	13.4	9.0	1,050 [495.5]
RA13NY42AD1	RCFY4821STAN	40,000 [11.7]	30,700 [9.0]	9,300 [2.7]	13.4	9.0	1,300 [613.5]
RA13NY48AD1	RCFY4821STAN	45,500 [13.3]	34,900 [10.2]	10,600 [3.1]	13.4	9.0	1,425 [672.5]
RA13NY60AD1	RCFY6024STAN	54,000 [15.8]	41,400 [12.1]	12,600 [3.7]	13.4	9.0	1,600 [755.1]

NOTE: This data includes DTC (Designated Test Combination) ratings and is for reference purposes only. A full listing of official ratings and system match-ups, along with downloadable certificates, can be accessed from the AHRI website: www.ahridirectory.org.

[] Designates Metric Conversions



GENERAL TERMS OF LIMITED WARRANTY*

Rheem will furnish a replacement for any part of this product which fails in normal use and service within the applicable period stated, in accordance with the terms of the limited warranty.

Conditional Parts
(Registration Required)..... Ten (10) Years

***For complete details of the Limited and Conditional Warranties, including applicable terms and conditions, contact your local contractor or the Manufacturer for a copy of the product warranty certificate.**

Before proceeding with installation, refer to installation instructions packaged with each model, as well as complying with all Federal, State, Provincial, and Local codes, regulations, and practices.

© 2024 Rheem Manufacturing Company. Rheem trademarks owned by Rheem Manufacturing Company.

In keeping with its policy of continuous progress and product improvement, Rheem reserves the right to make changes without notice.

5600 Old Greenwood Road
Fort Smith, Arkansas 72908 • www.rheem.com

125 Edgeware Road, Unit 1
Brampton, Ontario • L6Y 0P5 • rheem.ca