



## Versus™ Line Gas Furnaces



### **W962W**

96% A.F.U.E.†

Heating Stages: Two-Stage

Motor Type: Constant CFM

Input Rates: 40 to 115 kBTU [11.7 to 33.7 kW]

Configuration Options: 4-Way Multi-Position



† A.F.U.E. (Annual Fuel Utilization Efficiency) calculated in accordance with Department of Energy test procedures.

The Bluetooth® word mark and logos are registered trademarks owned by Bluetooth SIG, Inc. and any use of such marks is under license. Other trademarks and trade names are those of their respective owners.

## Table of Contents

Features & Benefits .....	3
Model Number Identification .....	4
Physical Data and Specifications .....	5
Dimensional Data .....	6
Blower Performance Data .....	7
Accessories .....	8
Limited Warranty .....	12

## Features and Benefits

- **Energy Efficiency:** ENERGY STAR® certified, featuring 96% AFUE across all model sizes
- **Diagnostics:** With the BluArch™ Contractor App & Bluetooth®<sup>1</sup> technology makes monitoring, troubleshooting and repairing the product easier than ever before
- **Dip Switch Free Installation Commissioning via Bluetooth® Technology:** Seamless final install step without DIP switch configuration using the BluArch™ Contractor App
- **Ignition System:** Proven Direct Spark Ignition (DSI) for reliability and longevity
- **Water Management System:** Exclusive patented block drain sensor that automatically shuts off the furnace when the drain is blocked and alerts the contractor via diagnostic code
- **Two-Stage Heating:** Furnace operation mainly stays at low capacity around 60-65%, but will switch to high capacity to deliver stable heat distribution
- **Constant CFM Motor:** Truly variable speed technology allows for ultimate humidity control, quieter sound levels and year-round energy savings

<sup>1</sup>The Bluetooth® word mark and logos are registered trademarks owned by Bluetooth SIG, Inc. and any use of such marks is under license. Other trademarks and trade names are those of their respective owners.

# Gas Furnaces

<u>W</u>	<u>96</u>	<u>2</u>	<u>W</u>	<u>040</u>	<u>3</u>	<u>A</u>	<u>17</u>	<u>M4</u>	<u>S</u>	<u>B</u>	<u>A</u>	<u>S</u>
Brand	Furnace Efficiency	Stages of Heating	Motor Type	Heating Input	AC Max. Capacity	Major Series	Width	Position	NOx	Controls	Minor Series	Option Code
W - WeatherKing	96 - 96% AFUE	2 - Two-Stage	W - ECM Variable Speed	040 - 40,000 [11.7 kW] 060 - 60,000 [17.6 kW] 070 - 70,000 [20.5 kW] 075 - 75,000 [22.0 kW] 085 - 85,000 [24.9 kW] 100 - 100,000 [29.3 kW] 115 - 115,000 [33.7 kW]	3 - 3 ton drive 5 - 5 ton drive	A - 1st Design Series	17 - 17.5" Width 21 - 21" Width 24 - 24.5" Width	M4 - Multi-4 Way	S - Standard	B - Communicating, Bluetooth®	A - 1st Series	S - Standard Grade

[ ] Designates Metric Conversions

AVAILABLE MODELS
W962W0403A17M4SBAS
W962W0603A17M4SBAS
W962W0703A17M4SBAS
W962W0705A21M4SBAS
W962W0855A21M4SBAS
W962W1005A21M4SBAS
W962W1155A24M4SBAS

**WARNING**  
 THIS FURNACE IS NOT APPROVED  
 OR RECOMMENDED  
 FOR USE IN MOBILE HOMES

### STANDARD EQUIPMENT

Auxiliary Input Connection	Electronic Air Cleaner Connections
Condensate Switch Connection	Electronic On/Off Blower Time Control
Outdoor Air Temperature Sensor Connection	Humidifier Connections
Supply Air Sensor Connection	Humidistat Terminal Connection
100% Safety Lock Out	Limit Controls
2 Stage Induced Draft Motor	Low Speed Continuous Fan Option
29-4C Stainless Steel Secondary Heat Exchanger Design	Manual Shut-Off Valve
Adjustable Cool Fan Off Delay	Marked Condensate Hoses
Aluminized Steel Primary Heat Exchanger Design	On Demand Dehumidifier Connection
Blocked Drain Sensor	One Hour Automatic Retry
Blower Compartment Door Safety Switch	Power And Self Test Diagnostics
Bluetooth® Diagnostics	Pressure Switches
Bluetooth® Setup	PWM Controlled Constant Torque Electrically Commutated Blower Motor
Bluetooth® Setup And Diagnostics	Redundant 2 Stage Main Gas Control
Completely Assembled And Wired	Two Plus Stage Cooling Thermostat Connection <sup>1</sup>
Direct Drive Motor	Fully Insulated Heat Exchanger Cabinet
Thermostat Connections	Two Speed Heating

<sup>1</sup>When connected to three-speed or modulating AC/HP product

## Physical Data and Specifications U.S. and Canadian Models

MODEL NUMBERS	W962W0403 A17M4SBAS	W962W0603 A17M4SBAS	W962W0703 A17M4SBAS	W962W0705 A21M4SBAS	W962W0855 A21M4SBAS	W962W1005 A21M4SBAS	W962W1155 A24M4SBAS
HIGH FIRE INPUT BTU/HR [kW] ①	42,000 [12.31]	56,000 [16.41]	70,000 [20.50]	70,000 [20.50]	84,000 [24.61]	98,000 [28.72]	112,000 [32.82]
LOW FIRE INPUT	29,400 [8.61]	39,200 [11.49]	49,000 [14.36]	49,000 [14.36]	58,800 [17.23]	68,600 [20.11]	78,400 [23.00]
HEATING CAPACITY BTU/HR [kW]	41,000 [12.02]	55,000 [16.12]	68,000 [19.93]	68,000 [19.93]	82,000 [24.03]	95,000 [27.84]	109,000 [31.94]
HIGH ALTITUDE OUTPUT 10% DERATE [kW] ②	36,288 [10.64]	48,384 [14.18]	60,480 [17.72]	60,480 [17.72]	72,756 [21.27]	84,672 [24.81]	96,768 [28.36]
BLOWER (D x W) [mm]	11 x 7 [279 x 178]	11 x 8 [279 x 203]	11 x 8 [279 x 203]	11 x 10 [279 x 254]	11 x 10 [279 x 254]	11 x 10 [279 x 254]	11 x 11 [279 x 279]
MOTOR H.P. [W]– TYPE	1/2 [373] VS-CT(ECM)	1/2 [373] VS-CT(ECM)	1/2 [373] VS-CT(ECM)	1 [746] VS-CT(ECM)	1 [746] VS-CT(ECM)	1 [746] VS-CT(ECM)	1 [746] VS-CT(ECM)
MIN. CIRCUIT AMPACITY	9	9	8	15	15	16	15
MIN. OVERLOAD PROTECTION DEVICE	15	15	15	20	20	20	20
MAX. OVERLOAD PROTECTION DEVICE	15	15	15	25	25	25	25
MOTOR FULL LOAD AMPS	5.8	5.8	5.8	11.1	11.1	11.1	11.1
MAXIMUM EXT. STATIC PRESSURE (IN. W.C.) [kPa]	1.0 [0.25]	1.0 [0.25]	1.0 [0.25]	1.0 [0.25]	1.0 [0.25]	1.0 [0.25]	1.0 [0.25]
HEATING HI CFM [L/s]	990 [468]	1100 [520]	1200 [566]	1375 [649]	1735 [819]	1440 [680]	1650 [779]
HEATING LO CFM [L/s]	870 [411]	990 [467]	1030 [486]	1200 [566]	1475 [697]	1250 [590]	1400 [661]
MAX Cooling CFM [L/s]	1240 [585]	1240 [585]	1240 [585]	1980 [934]	1980 [934]	1980 [934]	1980 [934]
MIN Cooling CFM [L/s]	300 [142]	300 [142]	300 [142]	500 [236]	500 [236]	500 [236]	500 [236]
FAN CFM [L/s]	600 [283]	600 [283]	600 [283]	1000 [472]	1000 [472]	1000 [472]	1000 [472]
TEMPERATURE RISE-HIGH FIRE RANGE IN DEGREES °F [°C]	20 - 50 [11 - 28]	30 - 60 [17 - 33]	40 - 70 [22 - 39]	30 - 60 [17 - 33]	30 - 60 [17 - 33]	40 - 70 [22 - 39]	45 - 75 [25 - 42]
TEMPERATURE RISE-LOW FIRE RANGE IN DEGREES °F [°C]	15 - 45 [8 - 25]	20 - 50 [11 - 28]	30 - 60 [17 - 33]	20 - 50 [11 - 28]	20 - 50 [11 - 28]	30 - 60 [17 - 33]	35 - 65 [19 - 36]
APPROX. SHIPPING WEIGHT (LBS.) [kg]	123 [56]	128 [58]	133.5 [61]	146.5 [66]	150 [68]	155 [70]	190 [86.2]
AFUE ③	96.00%	96.00%	96.00%	96.00%	96.00%	96.00%	96.00%

NOTES: All models are 115V, 60HZ, 1 phase. Gas connection size for all models is 1/2" [13 mm] N.P.T.

① Installation instructions for high altitude derate.

② Canadian installations only.

③ In accordance with D.O.E. test procedures.

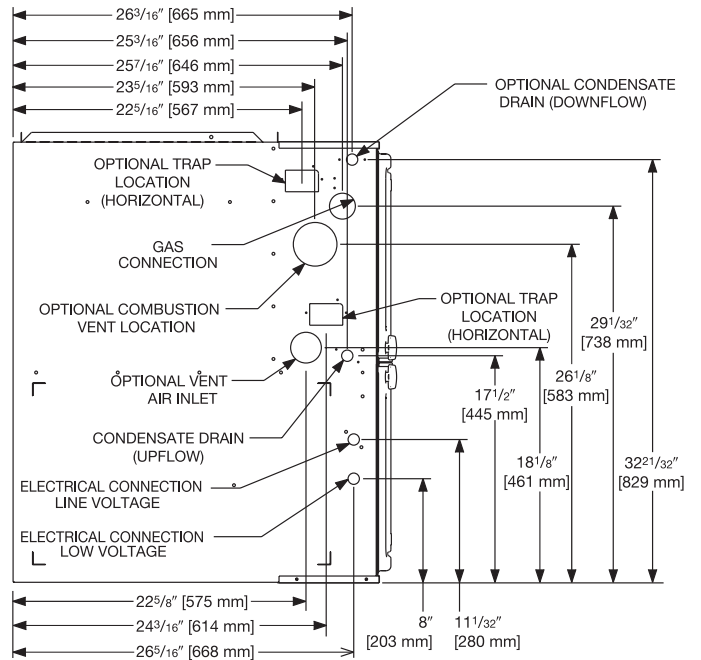
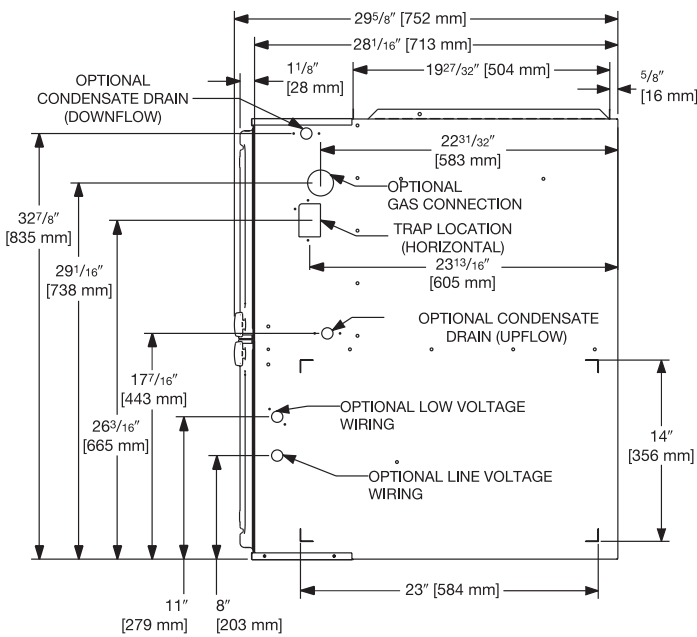
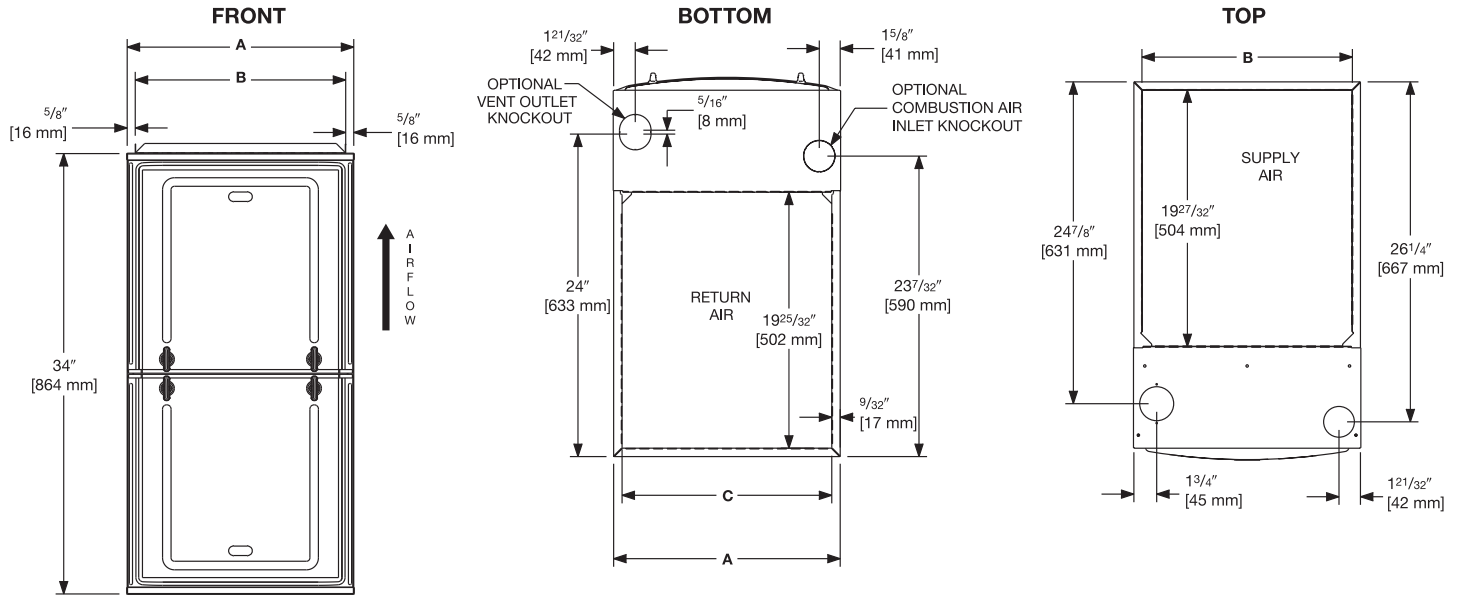
NOTE: Standard model complies with California low NOx requirements up to 40ng/J.

This furnace does not meet air district requirements of 14 ng/J NOx emissions limit, and thus is subject to a mitigation fee of up to \$450.

This furnace is to be installed for propane firing only in air districts requiring 14 ng/J NOx emission limits. Operating in natural gas mode is in violation of these Rules.

[ ] Designates Metric Conversions

## Multi-Position Application



RIGHT SIDE

LEFT SIDE

## Unit Dimensions (Clearance to Combustibles)

MODEL W962W	LEFT SIDE	MINIMUM CLEARANCE (IN.) [mm]					FLANGE DIMENSIONS		
		RIGHT SIDE	BACK	TOP	FRONT	VENT	A	B	C
040	0	0	0	1 [25]	2 [51]	0	17 1/2 [445]	16 17/64 [413]	16 13/64 [412]
060	0	0	0	1 [25]	2 [51]	0	17 1/2 [445]	16 17/64 [413]	16 13/64 [412]
070	0	0	0	1 [25]	2 [51]	0	17 1/2 [445]	16 17/64 [413]	16 13/64 [412]
070 (wide)	0	0	0	1 [25]	2 [51]	0	21 [533]	19 49/64 [502]	19 45/64 [500]
085	0	0	0	1 [25]	2 [51]	0	21 [533]	19 49/64 [502]	19 45/64 [500]
100	0	0	0	1 [25]	2 [51]	0	21 [533]	19 49/64 [502]	19 45/64 [500]
115	0	0	0	1 [25]	2 [51]	0	24 1/2 [662]	23 17/63 [591]	23 13/64 [589]

[ ] Designates Metric Conversions

## Blower Performance Data

TARGET GAS HEATING AIRFLOWS							
	W962W0403 A17M4*BAS	W962W0603 A17M4*BAS	W962W0703 A17M4*BAS	W962W0705 A21M4*BAS	W962W0855 A21M4*BAS	W962W1005 A21M4*BAS	W962W1155 A24M4*BAS
Furnace Lo Heat CFM A (factory)	870 [411]	990 [467]	1030 [486]	1200 [566]	1475 [697]	1250 [590]	1400 [661]
Furnace Lo Heat CFM B (side return)	870 [411]	1070 [505]	1156 [445]	1375 [649]	1593 [782]	1426 [673]	1512 [714]
Furnace Lo Heat CFM C (Approx. +7°F)	783 [370]	872 [412]	942 [445]	1080 [510]	1298 [613]	1162 [549]	1260 [595]
Furnace Lo Heat CFM D (Approx. +12°F)	722 [341]	802 [379]	867 [409]	996 [470]	1195 [564]	1070 [505]	1162 [548]
Furnace Hi Heat CFM A (factory)	990 [468]	1100 [520]	1200 [566]	1375 [649]	1735 [819]	1440 [680]	1650 [779]
Furnace Hi Heat CFM B (side return)	990 [468]	1188 [561]	1296 [612]	1550 [732]	1874 [884]	1691 [798]	1800 [850]
Furnace Hi Heat CFM C (Approx. +7°F)	891 [421]	990 [468]	1080 [510]	1170 [553]	1562 [797]	1409 [665]	1485 [701]
Furnace Hi Heat CFM D (Approx. +12°F)	822 [388]	913 [431]	996 [470]	1079 [510]	1441 [680]	1299 [614]	1370 [647]

[ ] Designates Metric Conversions

## Vent Termination Kits: =

**RXGY-E02:** Vertical/Horizontal Concentric Vent Termination Kit 2" Pipe (US Only)

**RXGY-E02A:** Vertical/Horizontal Concentric Vent Termination Kit 2" Pipe (US & Canadian)

**RXGY-E03:** Vertical/Horizontal Concentric Vent Termination Kit 3" Pipe (US Only)

**RXGY-E03A:** Vertical/Horizontal Concentric Vent Termination Kit 3" Pipe (US & Canadian)

**RXGY-G02:** Direct Vent Furnace Side Wall Vent 2" or 3" (US Only)

**RXGY-D05:** Combustion Air Drain Kit 2"

**RXGY-D06:** Combustion Air Drain Kit 3"

**NEUTRALIZER KIT:** RXGY-A01  
(Replacement Cartridge 54-22120-01)

**FOSSIL FUEL KIT:** RXPf-F01, RXPf-F02 (TVA)

**EXTERNAL BOTTOM FILTER (UPFLOW/HORIZONTAL) RACK:**  
RXGF-CB

**EXTERNAL SIDE (UPFLOW) FILTER RACK:** RXGF-CD

**EXTERNAL (DOWNFLOW) FILTER RACK:** RXGF-CC

## For High Altitudes:

**NOTE:** For Canadian installations only, an optional derate (manifold gas pressure reduction) method may be used to adjust the furnace for altitude. See Installation Instructions for more information. This optional method may **NOT** be used for U.S. installations. See installation instructions as appropriate orifice change is required.

**L.P. CONVERSION KIT:** RXGJ-FP34

**CONDENSATE PUMP KIT:** PROSTOCK & 1PCB151TUL

**DOWNFLOW/HORIZONTAL CONVERSION KIT:** RXGY-CK

**DOWNFLOW/HORIZONTAL LEFT ZERO CLEARANCE CONVERSION KIT:** RXGY-ZK

**COMBUSTIBLE FLOOR BASE:** RXGC-B17  
RXGC-B21  
RXGC-B24

[ ] Designates Metric Conversions

FILTER RACK FILTER SIZES* INCHES [mm]			
MODEL	RXGF-CB (UPFLOW/ HORIZONTAL)	RXGF-CD (UPFLOW)	RXGF-CC (DOWNFLOW)
W962W040	15 <sup>3</sup> / <sub>4</sub> x 25 [400 x 635]	15 <sup>3</sup> / <sub>4</sub> x 25 [400 x 635]	12 x 20 [305 x 508]
W962W060	15 <sup>3</sup> / <sub>4</sub> x 25 [400 x 635]	15 <sup>3</sup> / <sub>4</sub> x 25 [400 x 635]	12 x 20 [305 x 508]
W962W070	15 <sup>3</sup> / <sub>4</sub> x 25 [400 x 635]	15 <sup>3</sup> / <sub>4</sub> x 25 [400 x 635]	12 x 20 [305 x 508]
W962W070 (wide)	19 <sup>1</sup> / <sub>4</sub> x 25 [489 x 635]	15 <sup>3</sup> / <sub>4</sub> x 25 [400 x 635]	12 x 20 [305 x 508]
W962W085	19 <sup>1</sup> / <sub>4</sub> x 25 [489 x 635]	15 <sup>3</sup> / <sub>4</sub> x 25 [400 x 635]	12 x 20 [305 x 508]
W962W100	19 <sup>1</sup> / <sub>4</sub> x 25 [489 x 635]	15 <sup>3</sup> / <sub>4</sub> x 25 [400 x 635]	12 x 20 [305 x 508]
W962W115	22 <sup>3</sup> / <sub>4</sub> x 25 [578 x 635]	15 <sup>3</sup> / <sub>4</sub> x 25 [400 x 635]	14 x 20 [356 x 508]

\*Filter racks are shipped without filters.  
Filters shipped with furnace may be used or a suitable 1" [25.4 mm] filter.

## Indoor Coil Casings

MODEL NUMBER
RXBC-D17A1
RXBC-D21A1
RXBC-D21B1
RXBC-D24A1











**GENERAL TERMS OF LIMITED WARRANTY\***

WeatherKing will furnish a replacement for any part of this product which fails in normal use and service within the applicable period stated, in accordance with the terms of the limited warranty.

Heat Exchanger .....Fifteen (15) Years  
Parts ..... Five (5) Years

**\*For complete details of the Limited and Conditional Warranties, including applicable terms and conditions, contact your local contractor or the Manufacturer for a copy of the product warranty certificate.**

**Before proceeding with installation, refer to installation instructions packaged with each model, as well as complying with all Federal, State, Provincial, and Local codes, regulations, and practices.**

© 2023 Rheem Manufacturing Company. WeatherKing trademarks owned by Rheem Manufacturing Company.

*"In keeping with its policy of continuous progress and product improvement, WeatherKing reserves the right to make changes without notice."*

WeatherKing • 5600 Old Greenwood Road  
Fort Smith, Arkansas 72908 • [www.weatherking.com](http://www.weatherking.com)

Rheem Canada Ltd./Ltée • 125 Edgeware Road, Unit 1  
Brampton, Ontario • L6Y 0P5 • [weatherking.ca](http://weatherking.ca)