



The new degree of comfort.™

SUBMITTAL COVER SHEET

PROJECT NAME _____

LOCATION _____

ARCHITECT _____

ENGINEER _____

CONTRACTOR _____

SUBMITTED BY _____ DATE _____

UNIT SUMMARY

Quantity						
Unit Designation						
Model No.						
Total Cooling						
Sensible Cooling						
Air Ent. Evaporator						
Air Lvg. Evaporator						
Heating Input						
Heating Output						
CFM/ESP						
EER/SEER						
Electrical						
Minimum Ampacity						
Min.-Max. Breaker						
Net Unit Weight						
Accessory						
Catalog Form Number						

ACCESSORIES:

NOTES:

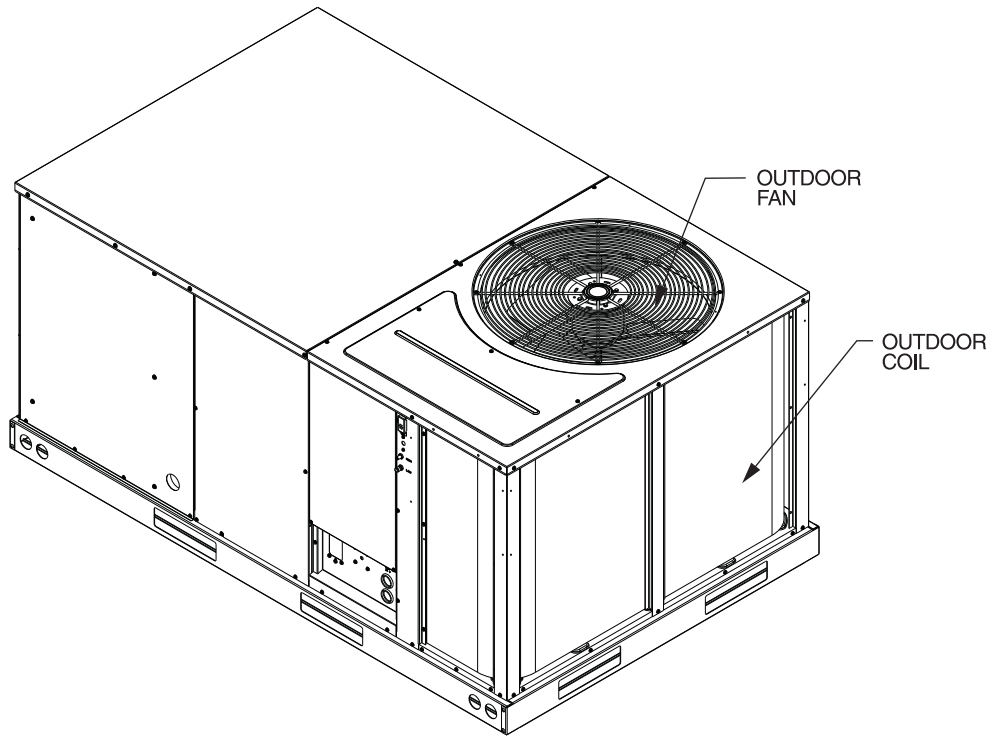




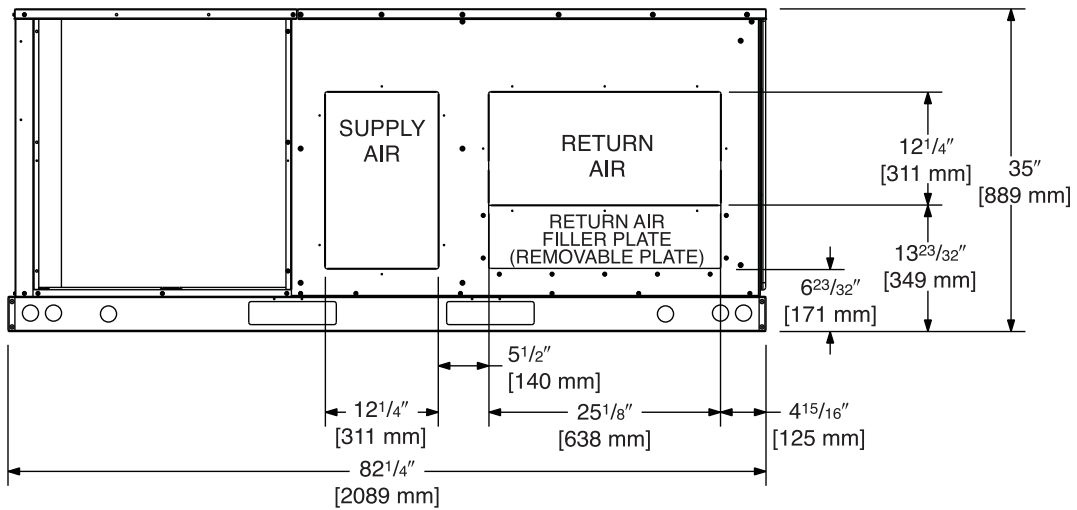
STANDARD FEATURES INCLUDE:

- R-410A HFC refrigerant.
- Complete factory charged, wired and run tested.
- Scroll compressors with internal line break overload and high-pressure protection.
- Single stage compressor on all models.
- Convertible airflow.
- TXV refrigerant metering system.
- High Pressure and Low Pressure/Loss of charge protection standard on all models.
- Solid Core liquid line filter drier on each circuit.
- Single slab, single pass designed evaporator coil facilitates easy cleaning for maintained high efficiencies.
- Cooling operation up to 125 degree F ambient.
- Easily removable filter, blower, electric heat, and control access panels permits prompt service.
- Powder Paint Finish meets ASTM B117 steel coated on each side for maximum protection. G90 galvanized.
- One piece top cover and one piece base pan with drawn supply and return opening for superior water management.
- Externally mounted refrigerant gauge ports for easy service diagnostics.
- Factory or field-installed electric heat kits available up to 24 kW.
- Easy to install plug-in; slip in, 100% fully modulating economizer.
- Forkable base rails for easy handling and lifting.
- Single point electrical and gas connections.
- High performance belt drive motor with variable pitch pulleys and quick adjust belt system.
- Permanently lubricated evaporator, condenser and gas heat inducer motors.
- Condenser motors are internally protected, totally enclosed with shaft down design.
- 2 inch filter standard with slide out design.
- Colored and labeled wiring.
- Molded compressor plug.
- Micro Channel evaporators and condenser delivers superior performance with less refrigerant charge and less weight than conventional copper tube/aluminum fin coils. In addition the aluminum design has superior formicary corrosion protection and less potential for leaks due to elimination of tube rubbing potential. Its easier to clean and has a more robust surface.

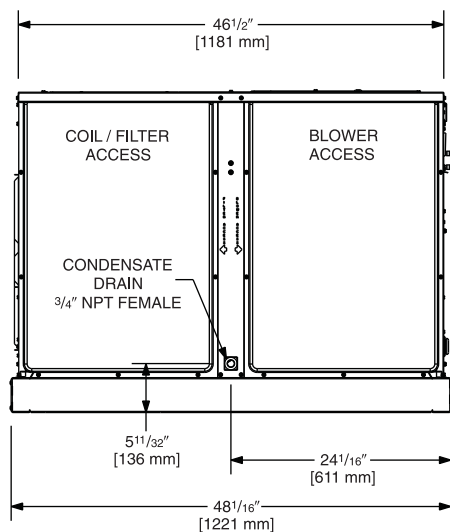
RLKN-B 6 TON [21.1 kW] MODEL



BACK VIEW

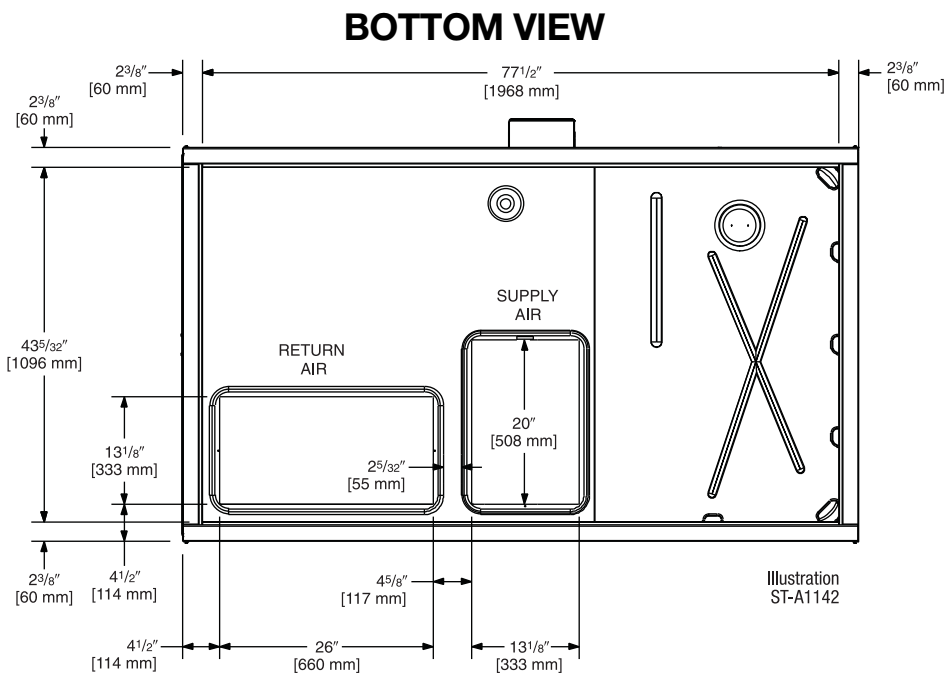


RLKN-B 6 TON [21.1 kW] MODEL



SIDE VIEW

Illustration ST-A1142



BOTTOM VIEW

Illustration ST-A1142

FRONT VIEW

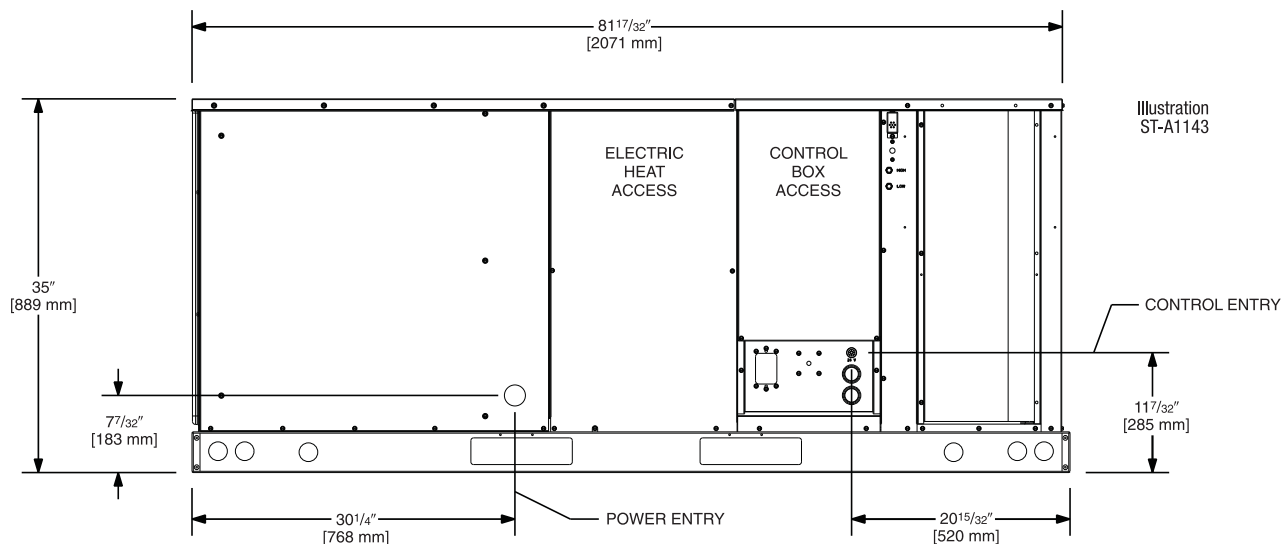


Illustration ST-A1143

[] Designates Metric Conversions