



# SUBMITTAL U48AJHUAH

Inverter Driven Heat Pump

48,000 BTU Multi Position AHU

Job Name \_\_\_\_\_  
 Location \_\_\_\_\_  
 Engineer \_\_\_\_\_  
 Submitted To \_\_\_\_\_  
 Submitted By \_\_\_\_\_  
 Reference \_\_\_\_\_

Date \_\_\_\_\_  
 Approval \_\_\_\_\_  
 Construction \_\_\_\_\_  
 Unit No \_\_\_\_\_  
 Drawing No \_\_\_\_\_

### PRODUCT FEATURES

- Up to 1.0" WC
- All Aluminum Coil
- True four position : Up,Down,Right/Left
- Long Lineset Lengths (up to 246')
- Quiet Operation (as low as 25 decibels)
- Heating operation rated down to -15 °F outdoor temperature
- Built in Base Pan Heater



### MODEL NUMBERS

Indoor Unit	RHMVZ4821SNAUAJ
Outdoor Unit	RD16AZ48AJHUA
System	U48AJHUAH

### EFFICIENCIES

SEER	16.3	
SEER 2	16.6	
EER	9.1	
EER 2	8.8	
HSPF	10.2	
HSPF 2	10	
COP	kW/kW	3.6
COP	Btu/hW	12.4
COP2	kW/kW	3.5
COP2	Btu/hW	12.1

### OUTDOOR TEMPERATURE OPERATION RANGE

Cooling	*F(°C)	-5 to 115 (-21 to 46)
Heating		-15 to 75 (-26 to 24)

### CAPACITIES

Cooling	Rated	Btu/h	45500
	Min.-Max.		13,000-50,000
Heating	Rated	Btu/h	51000
	Min.-Max.		15,000-55,000

### LINESET REQUIREMENTS

Connection Method	Flare	
Liquid	in (mm)	Ø 3/8 (Ø 9.52)
Gas		Ø 5/8 (Ø 15.88)
Pre-charge length		98 (30)
Minimum Length	ft (m)	16 (5)
Max. length		246 (75)
Max. height difference		98 (30)

### INDOOR DIMENSIONS & WEIGHT

Net (H x W x D)	in (mm)	57 x 21 x 21-11/16
Gross (H x W x D)		57-1/8 x 23 x 26-1/2
Net Weight	lb (kg)	132 (60.0)
Gross Weight		146 (66.0)

### OUTDOOR DIMENSIONS & WEIGHT

Net (H x W x D)	in (mm)	52-1/2 x 38-3/16 x 14-9/16
Gross (H x W x D)		59-5/16 x 41-7/8 x 18-13/16 (1,506 x 1,064 x 478)
Net Weight	lb (kg)	236 (107)
Gross Weight		260 (118)

### Warranty Information

7 Year Compressor, 5 Year Parts out-of-the-box Warranty

10 Year Compressor, 10 Year Parts Warranty when registered within 60 days of installation in a residence

### ACCESSORIES

RXRNRUZ -Series	Wired Remote Controller
RXRSRY	Simple Remote Controller
RXRHRV	Simple Remote Controller
RXLBTUM	IR Receiver Kit with Wireless Remote Controller
RXXSZX	Remote Sensor Unit
RXXWZXZG	External Connect Kit
RXXCSX	External Input and Output PCB
RXGXRA	External Input and Output PCB Box
RXXWZXZJ	Wire Kit
RXTTRXZ1	Thermostat Converter



**Ruud**  
 P.O. Box 17010  
 Fort Smith, AR 72917  
 (800) 432-8373 Phone  
 www.ruud.com

Due to continuous product improvements, specifications are subject to change without notice. Please log in to the Fujitsu Portal for the most up-to-date documentation <https://connect.fujitsugeneral.com>

Effective Date: 2/7/2023



# SUBMITTAL U48AJHUAH

Inverter Driven Heat Pump

48,000 BTU Multi Position AHU

FAN DATA			
Indoor Unit Airflow rate	Cooling	HIGH	1,640 (2,786)
		MED	1,020 (1,733)
		LOW	820 (1,393)
		QUIET	590 (1,002)
	Heating	HIGH	1,640 (2,786)
		MED	1,020 (1,733)
		LOW	820 (1,393)
		QUIET	590 (1,002)
Outdoor Unit Airflow rate	Cooling	4,297 (7,300)	
	Heating	3,649 (6,200)	
SOUND PRESSURE			
Indoor Unit	Cooling	HIGH	48
		MED	36
		LOW	31
		QUIET	25
	Heating	HIGH	47
		MED	37
		LOW	32
		QUIET	29
Outdoor Unit	Cooling	54	
	Heating	54	
REFRIGERANT			
Type			R410A
Charge	lb oz	10 lb 9 oz	
	g	4800	
Oil Type	POE (RB68)		

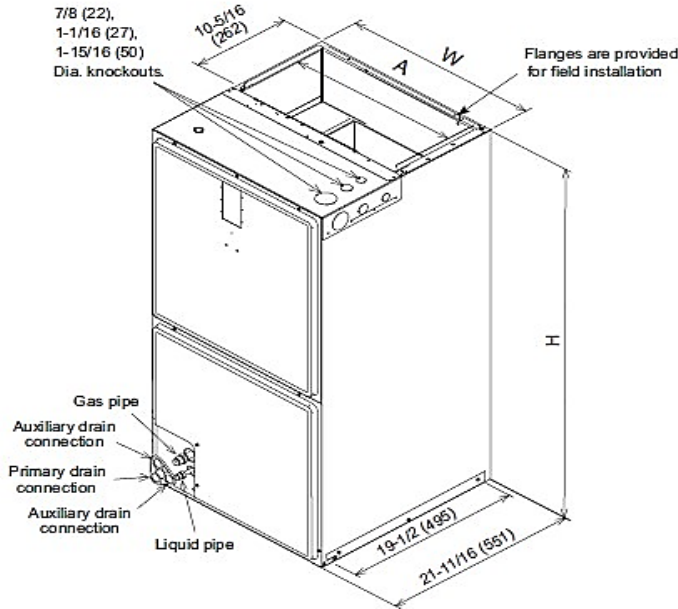
ELECTRICAL SPECIFICATIONS			
Voltage/Frequency/Phase		208/230 V ~ 60 Hz	
Available Voltage Range		187–253 V	
Current	Cooling	Rated	22.9
	Heating	Rated	18.8
Maximum Operating Current	Cooling	A	28.9
	Heating		35.9
Starting Current		22.2	
MCA		42.4	
Maximum Circuit Breaker		45	
Input Power	Cooling	Rated	kW
		Min.–Max.	
	Heating	Rated	
Power Factor	Cooling	%	98.2
	Heating		97.6
Moisture removal		pints/h (L/h)	9.3 (4.4)
Energy Star		No	
Drain hose	Material		LDPE
	Tip diameter	in (mm)	Ø1/2 (13.0) [I.D.], Ø5/8 to Ø11/16 (16.0 to 16.7) [O.D.]
Operation Range	Cooling	°F (°C)	64 to 90 (18 to 32)
	Heating	%RH	–
Static pressure range		inWG (Pa)	0.08 to 1 (20 to 250)

OTHER			
Moisture removal		pints/h (L/h)	9.3 (4.4)
Energy Star		No	
Drain hose	Material		LDPE
	Tip diameter	in (mm)	Ø1/2 (13.0) [I.D.], Ø5/8 to Ø11/16 (16.0 to 16.7) [O.D.]
Operation Range	Cooling	°F (°C)	64 to 90 (18 to 32)
	Heating	%RH	–
Static pressure range		inWG (Pa)	0.08 to 1 (20 to 250)

## DIMENSIONS:

Indoor Unit

Units: In. (mm)



Model	A (Supply duct)	W (Unit width)	H (Unit height)
RHMOV4821SNAUAJ	19-1/2 (495)	21 (533)	57 (1,448)
Return Opening Dimensions			
Width (in)	Depth (in)		
19 3/8	19 3/4		



Ruud  
 P.O. Box 17010  
 Fort Smith, AR 72917  
 (800) 432-8373 Phone  
 www.ruud.com

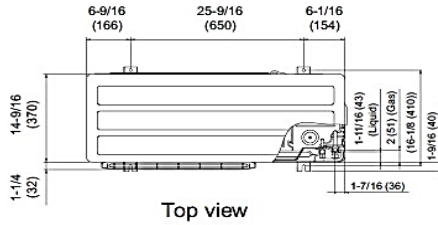
Due to continuous product improvements, specifications are subject to change without notice. Please log in to the Fujitsu Portal for the most up-to-date documentation <https://connect.fujitsugeneral.com>



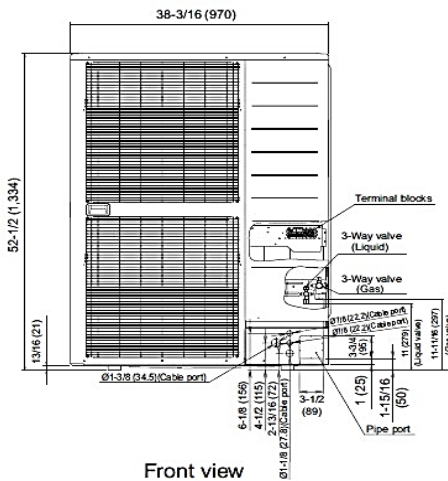
DIMENSIONS

Units: In. (mm)

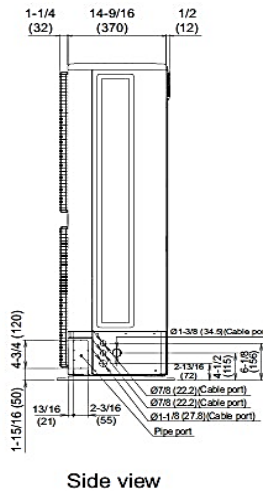
Outdoor Unit



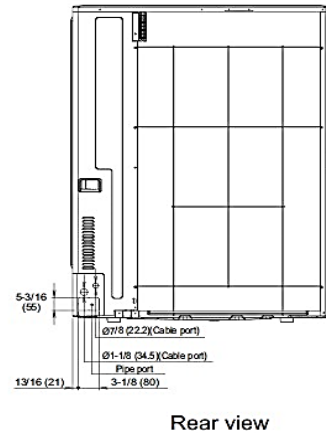
Top view



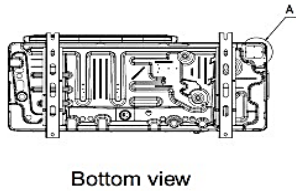
Front view



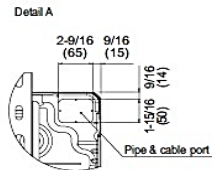
Side view



Rear view



Bottom view



Ruud  
P.O. Box 17010  
Fort Smith, AR 72917  
(800) 432-8373 Phone  
www.ruud.com

Due to continuous product improvements, specifications are subject to change without notice. Please log in to the Fujitsu Portal for the most up-to-date documentation <https://connect.fujitsu-general.com>