



KILLS 99.9%
OF BACTERIA

ROYAL RANGE OF ELECTRIC INSTANT WATER HEATERS

PRODUCT BROCHURE



ROYAL



ROYAL PLUS



ROYAL PLATINUM

**BUILT TO LAST STAINLESS-STEEL HEATING CHAMBER
ABS CASING WITH RAINBOW FINISHING***











*RAINBOW FINISHING FOR ROYAL PLUS AND ROYAL PLATINUM ONLY



**WATER HEATING EXPERTS
SINCE 1925**

ROYAL PLATINUM (RBW-35P-P LITE) INSTANT WATER HEATER



-  Antibacterial Protection
-  Soft Touch LCD Display
-  SmartStart Self-diagnosis System
-  Ultimate Safety
-  3-in-1 Compact Valve
-  Replaceable Incoloy Heating Element
-  Replaceable Stainless-steel Heating Chamber
-  IP25 Splash-proof Protection
-  ABS Casing
-  Whisper-quiet DC Pump (Selected Models Only)
-  Rainbow Finishing (Selected Models Only)
-  RCD Protection (Selected Models Only)
-  Intuitive Design
-  Usage Insight Analysis

SPECIFICATION TABLE (PHILIPPINES)

MODEL		RBW-35P-P LITE*	
		WITH PUMP	
POWER	KW	3.5	
VOLTAGE	V	220	
FREQUENCY	Hz	50/60	
MINIMUM WATER FLOW RATE	L/MIN	1.5	
RATED PRESSURE	kPa	0	
MAXIMUM WATER INLET PRESSURE	kPa / PSI	380 / 55	
MINIMUM WATER INLET PRESSURE	kPa / PSI	20 / 2.9	
SHOWER TEMPERATURE CONTROL	-	DIGITAL INTERFACE	
WATER CONNECTION	MM / BSP	15 / 1/2"	
DIMENSION	MM	410 x 202 x 96	
DIMENSION (PACKAGING)	MM	690 x 340 x 165	550 x 290 x 130
WEIGHT	KG	2.31	2.31
WEIGHT (PACKAGING)	KG	5.77	3.49
IP PROTECTION	IP	IP25	

*LITE - Without Rain Shower

RHEEM MANUFACTURING COMPANY

Disclaimers:

- Product images and specifications are subject to change without prior notice.
- Images are for illustrative purposes only and may not be an exact representation of the product.

