

01 Download “Hi Rheem” APP

Starting smart life

For mobile device with iOS system, search “Hi Rheem” in APP store and download.

For mobile device with Android system, search “Hi Rheem” in “360手机助手” or “百度手机助手” and download.

Or you can download the APP by scanning below QR code by Wechat or Browser on your mobile device:

Scan the QR code to download “Hi Rheem” APP

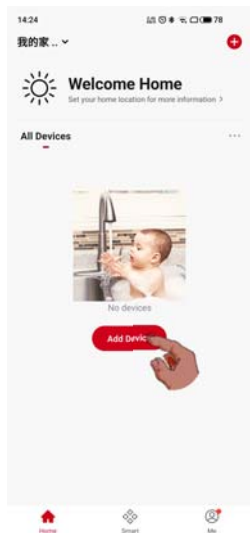



After download, please register with your telephone number.

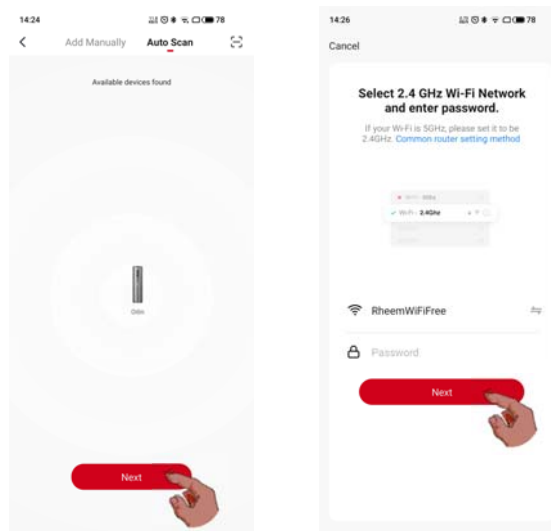
02 Connect water heater

Connecting water heater according to APP instruction

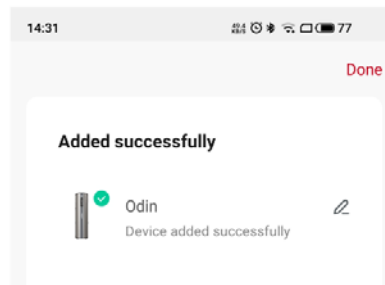
1. Connect your mobile phone to WiFi (2.4GHz only) and put it close to the water heater, log in to the APP, enable Location and Bluetooth function, click "Add Device" on the homepage or click "+" in the upper right corner to enter adding water heater interface.



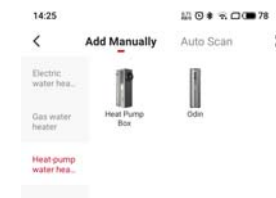
2. Power on the water heater first, then power it off for 10 sec., then power it on again and boot up. Press the ON/OFF button on the water heater for 5 sec., the buzzer will beep once and the WiFi icon will flash, which means the unit is ready for network configuration now.
3. Click “Auto scan” (recommended) to search for nearby water heater, then enter WiFi password as instructed to connect the water heater to your WiFi (2.4GHz only).



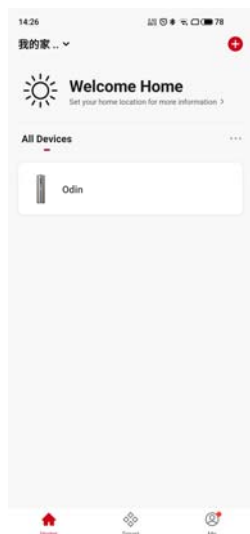
4. You can edit name of the water heater after it is connected successfully. Click “Done” in the upper right corner, the connected water heater will be showed on home page.



☆ Or you can add device manually or by scanning QR code, please follow instructions on the APP.



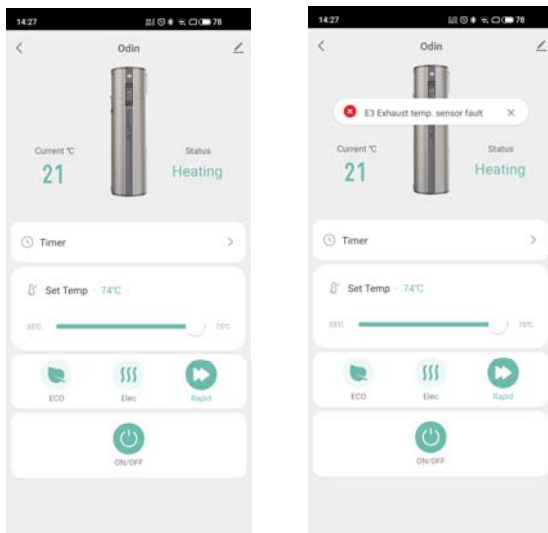
- You can see the connected water heater on home page of the APP. Click the water heater icon to enter control/operation interface.



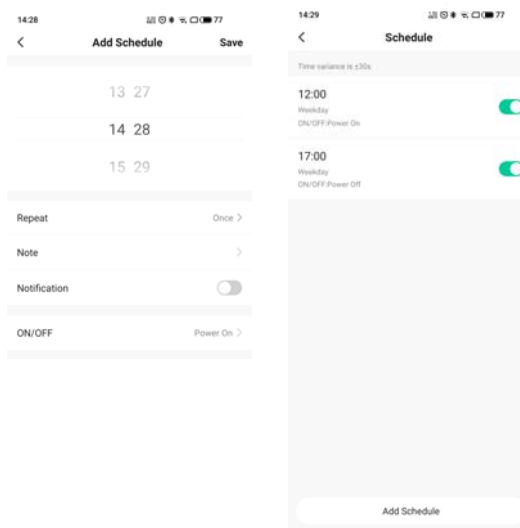
03 Use the APP

Control the water heater by APP

- You can check status and faults of the water heater, set heating temperature and heating mode on the APP.



- Click “Timer”, you can set water heater ON/OFF schedule. For example, below figures shows the water heater will be automatically turned on at 16:00 and turned off at 22:00 during weekdays.



04 Feedback and technical support

Contact us

We attach great importance to your experience and feelings, if you have any suggestion or need any technical support, please call our customer service hotline: 400-886-9119.

Scan the QR code on WeChat to follow Rheem’s official account



瑞美公众号



Hi Rheem APP Instruction Guide



Rheem Smart Residential Water Heater



The new degree of comfort.