



Endeavor[®] Line Select[®] Series iC Heat Pumps




WP15AZ

Cooling Efficiencies up to: 16 SEER2 / 11.7 EER2

Heating Efficiencies up to: 8.1 HSPF2

Nominal Sizes: 1¹/₂ to 5 Tons [5.28 to 17.6 kW]

Cooling Capacities: 17.1 to 55.5 kBTU [5.0 to 16.3 kW]



**Proper sizing and installation of equipment is critical to achieve optimal performance. Split system air conditioners and heat pumps must be matched with appropriate coil components to meet ENERGY STAR[®]. Ask your Contractor for details or visit www.energystar.gov.*

Table of Contents

Features and Benefits	3
Model Number Identification	4
General Data/Electrical Data	5
Accessories	6
Weighted Sound Power	6
Unit Dimensions	7
Clearances	8
Refrigerant Line Size Information	9-10
Performance Data	11
Limited Warranty	12

Features and Benefits

- **Fully Louvered Steel Cabinet:** Features durable construction to add protection from yard hazards, weather corrosion
- **Two-Stage Scroll Compressor:** Features two speeds (high and low) of cooling and heating, providing more precise temperature control, lower humidity and greater efficiency when compared to single stage compressors
- **7mm Condenser Copper Coil¹:** Requires less refrigerant allowing for a smaller and lighter footprint while enhancing reliability
- **Inverted Reversing Valve:** Allows for faster heat transfer with gravity assist shifting and reduced joint stress for increased reliability
- **Easily Accessible Control Box:** Ease of installation and serviceability

¹Does not apply to the 5 Ton Model

Heat Pumps

<u>W</u>	<u>P</u>	<u>15</u>	<u>A</u>	<u>Z</u>	<u>18</u>	<u>A</u>	<u>J</u>	<u>2</u>	<u>N</u>	<u>A</u>
Brand	Product Category	SEER2	Region	Refrigerant	Capacity	Major Series	Voltage	Type	Controls	Minor Series
W - Ruud	P - Heat Pump	15 - 15.2 SEER2	A - All Regions	Z - R-410A	18 - 18,000 [5.28 kW] 24 - 24,000 [7.03 kW] 30 - 30,000 [8.79 kW] 36 - 36,000 [10.55 kW] 42 - 42,000 [12.31 kW] 48 - 48,000 [14.07 kW] 60 - 60,000 [17.58 kW]	A - 1st Design	J - 208/230/1/60	2 - 2-Stage	N - Non-Communicating	A - 1st Design

[] Designates Metric Conversions

AVAILABLE MODELS
WP15AZ18AJ2N
WP15AZ24AJ2N
WP15AZ30AJ2N
WP15AZ36AJ2N
WP15AZ42AJ2N
WP15AZ48AJ2N
WP15AZ60AJ2N

STANDARD EQUIPMENT
R-410A Refrigerant
Scroll Compressor
Field Installed Filter Drier
Front Seating Service Valves
Internal Pressure Relief Valve
Internal Thermal Overload
Long Line capability
Low Ambient capability with Kit
3-4-5 Expanded Valve Space
Optimized Venturi Airflow
Single row condenser coil
Rust resistant screws
QR code
External gauge ports

General Data							
MODEL NO.	(-)P15AZ 18AJ2NA	(-)P15AZ 24AJ2NA	(-)P15AZ 30AJ2NA	(-)P15AZ 36AJ2NA	(-)P15AZ 42AJ2NA	(-)P15AZ 48AJ2NA	(-)P15AZ 60AJ2NA
Nominal Tonnage							
Valve Connections							
Liquid Line O.D. – in.	0.375	0.375	0.375	0.375	0.375	0.375	0.375
Suction Line O.D. – in.	0.75	0.75	0.75	0.75	0.875	0.875	0.875
Refrigerant (R-410A) furnished oz.¹	118	118	120	127	143	146	220
Compressor Type	2-stage Scroll						
Outdoor Coil							
Net face area – Outer Coil	10.9	10.9	19.5	21.5	21.5	21.5	32.5
Net face area – Inner Coil	10.5	10.5					
Tube diameter – in.	0.276	0.276	0.276	0.276	0.276	0.276	0.375
Number of rows	2	2	1	1	1	1	1
Fins per inch	22	22	22	22	22	22	20
Outdoor Fan							
Diameter – in.	20	20	24	24	24	24	26
Number of blades	2	2	3	3	3	3	3
Motor hp	1/6	1/6	1/5	1/5	1/5	1/5	1/5
CFM	2582	2582	4077	4206	4206	4206	5106
RPM	1075	1075	850	850	850	850	850
watts	145	145	222	246	246	246	294
Shipping weight – lbs.	183	185	201	229	261	261	316
Operating weight – lbs.	160	162	171	190	221	222	266

Electrical Data							
Line Voltage Data (Volts-Phase-Hz)	208/230-1-60	208/230-1-60	208/230-1-60	208/230-1-60	208/230-1-60	208/230-1-60	208/230-1-60
Maximum overcurrent protection (amps)²	15	25	30	30	45	45	50
Minimum circuit ampacity³	11	15	18	20	26	28	31
Compressor							
Rated load amps	8	11	14	15	20	21	24
Locked rotor amps	56	61	87	102	151	0	151
Condenser Fan Motor							
Full load amps	0.75	0.75	1.0	1.0	1.0	1.0	1.0
Locked rotor amps	1.5	1.5	2.56	2.56	2.56	2.56	2.56

¹Refrigerant charge sufficient for 15 ft. length of refrigerant lines. For longer line set requirements see the installation instructions for information about set length and additional refrigerant charge required.

²HACR type circuit breaker or fuse.

³Refer to National Electrical Code manual to determine wire, fuse and disconnect size requirements.

Accessories

MODEL NO.	WP15AZ18**2	WP15AZ24	WP15AZ30	WP15AZ36	WP15AZ42	WP15AZ48	WP15AZ60	
Compressor crankcase heater*	44-17402-44	44-17402-44	44-17402-44	44-17402-44	44-17402-45	44-17402-45	Factory Standard	
Low ambient control	RXAD-A08	RXAD-A08	RXAD-A08	RXAD-A08	RXAD-A08	RXAD-A08	RXAD-A08	
Compressor sound cover	68-23427-26	68-23427-26	68-23427-26	68-23427-26	68-23427-25	68-23427-25	68-23427-25	
Compressor hard start kit	SK-A1	SK-A1	SK-A1	SK-A1	SK-A1	SK-A1	SK-A1	
Low pressure control	Factory Standard	Factory Standard	Factory Standard	Factory Standard	Factory Standard	Factory Standard	Factory Standard	
High pressure control	Factory Standard	Factory Standard	Factory Standard	Factory Standard	Factory Standard	Factory Standard	Factory Standard	
Liquid Line Solenoid (24 VAC, 50/60 Hz)	Solenoid Valve	200RD2T3TVLC	200RD2T3TVLC	200RD2T3TVLC	200RD2T3TVLC	200RD2T3TVLC	200RD3T3TVLC	200RD3T3TVLC
	Solenoid Coil	61-AMG24V	61-AMG24V	61-AMG24V	61-AMG24V	61-AMG24V	61-AMG24V	61-AMG24V
Liquid Line Solenoid (120/240 VAC, 50/60 Hz)	Solenoid Valve	200RD2T3TVLC	200RD2T3TVLC	200RD2T3TVLC	200RD2T3TVLC	200RD2T3TVLC	200RD3T3TVLC	200RD3T3TVLC
	Solenoid Coil	61-AMG120/240V	61-AMG120/240V	61-AMG120/240V	61-AMG120/240V	61-AMG120/240V	61-AMG120/240V	61-AMG120/240V

*Bi-flow kits are required when installing a liquid line solenoid on a heat pump.

Weighted Sound Power Level (dBA)

UNIT SIZE - VOLTAGE, SERIES	STANDARD RATING (DBA)	TYPICAL OCTAVE BAND SPECTRUM (dBA without tone adjustment)						
		125	250	500	1000	2000	4000	8000
WP15AZ18A	73	58.0	58.8	62.0	62.3	59.2	56.6	50.5
WP15AZ24A	73	56.6	59.6	62.2	62.1	58.8	55.4	50.8
WP15AZ30A	72	48.9	55.3	63.6	61.0	59.1	56.5	48.7
WP15AZ36A	74	51.2	56.4	63.1	63.8	60.8	57.4	56.5
WP15AZ42A	74	56.8	58.7	65.9	66.2	62.9	59.4	54.2
WP15AZ48A	74	57.3	56.6	64.1	64.0	61.1	58.0	56.5
WP15AZ60A	74	43.9	55.2	63.4	65.8	61.7	57.9	52.9

NOTE: Tested in accordance with AHRI Standard 270-08 (not listed in AHRI)

Unit Dimensions

MODEL NO.	OPERATING						SHIPPING					
	H (Height)		L (Length)		W (Width)		H (Height)		L (Length)		W (Width)	
	INCHES	mm	INCHES	mm	INCHES	mm	INCHES	mm	INCHES	mm	INCHES	mm
(-)P15AZ18AJ2NA	25.170	639.32	29.543	750.39	29.543	750.39	27.063	687.39	32.625	828.68	32.625	828.68
(-)P15AZ24AJ2NA	25.170	639.32	29.543	750.39	29.543	750.39	27.063	687.39	32.625	828.68	32.625	828.68
(-)P15AZ30AJ2NA	35.170	893.32	33.655	854.84	33.655	854.84	37.063	941.39	36.625	930.28	36.625	930.28
(-)P15AZ36AJ2NA	39.170	994.92	33.655	854.84	33.655	854.84	41.063	1042.99	36.625	930.28	36.625	930.28
(-)P15AZ42AJ2NA	39.170	994.92	33.655	854.84	33.655	854.84	41.063	1042.99	36.625	930.28	36.625	930.28
(-)P15AZ48AJ2NA	39.170	994.92	33.655	854.84	33.655	854.84	41.063	1042.99	36.625	930.28	36.625	930.28
(-)P15AZ60AJ2NA	51.170	1299.72	35.543	902.79	35.543	902.79	53.063	1347.79	38.625	981.08	38.625	981.08

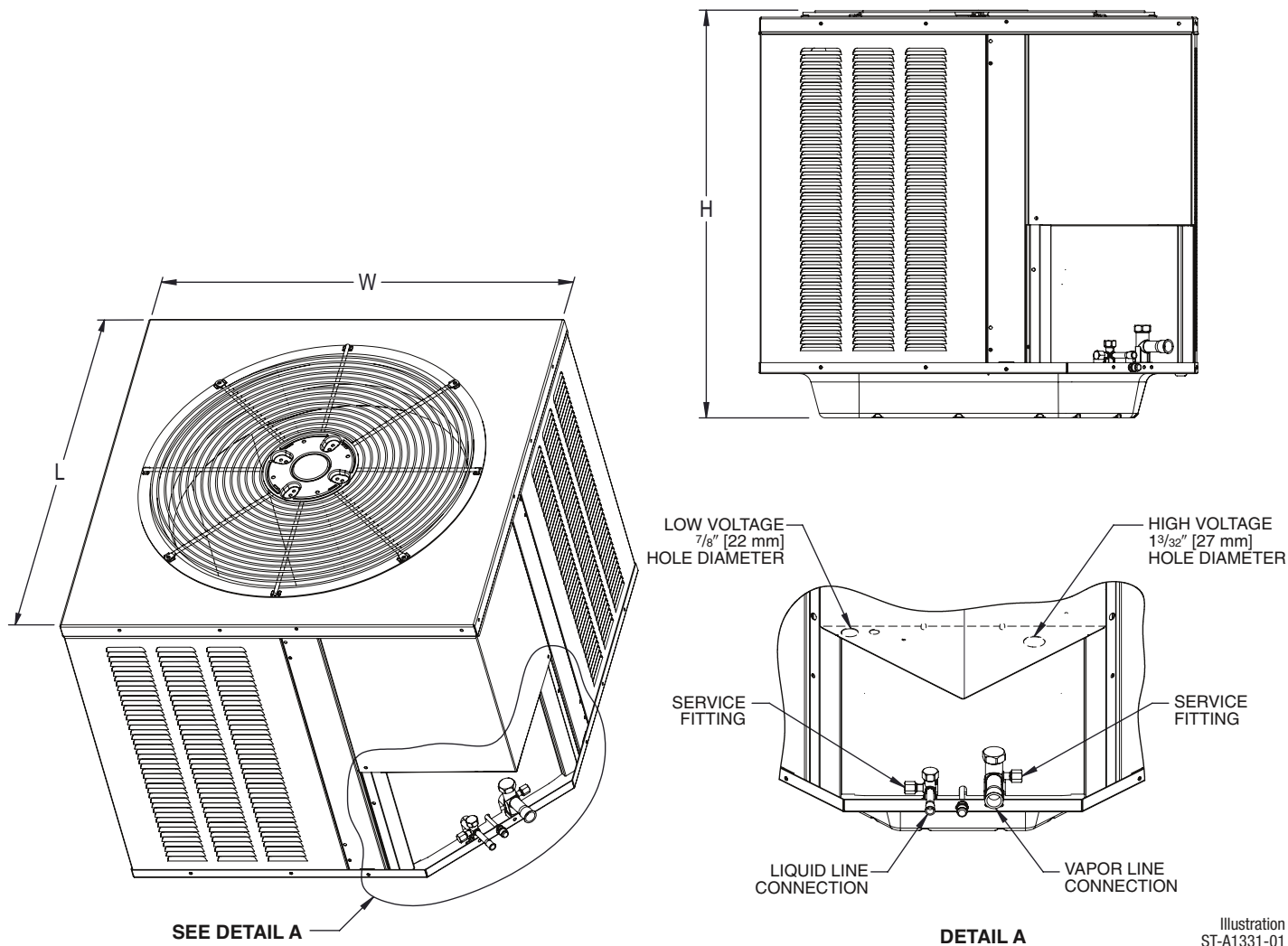
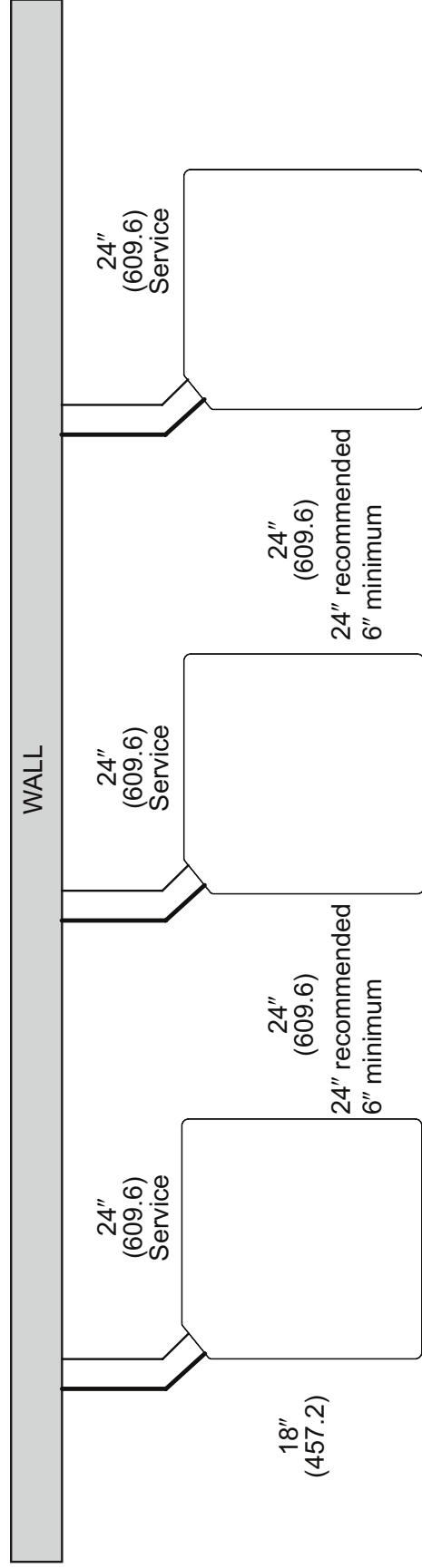
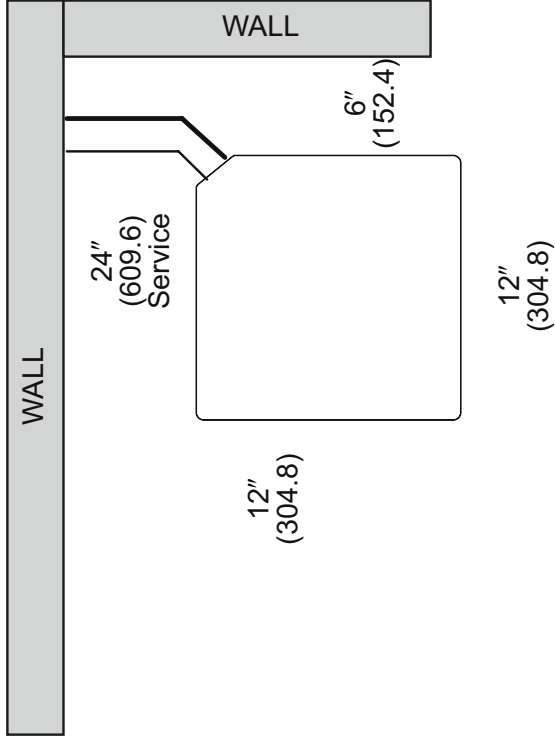
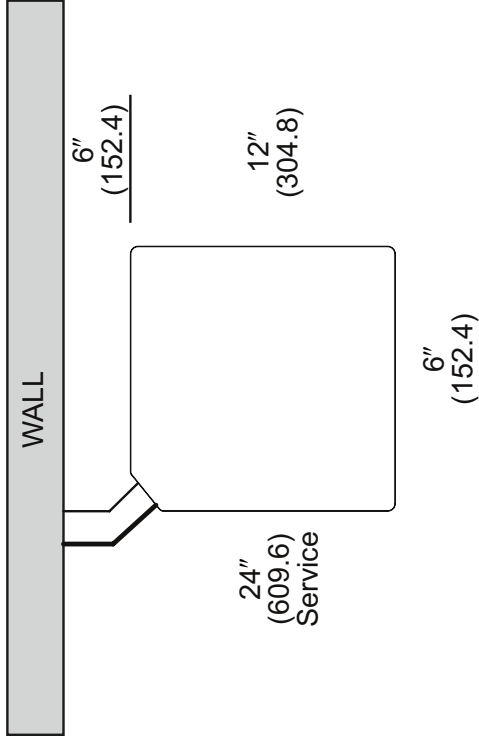


Illustration
ST-A1331-01
Rev. 10-20-2022

[] Designates Metric Conversions

CLEARANCES



NOTE: NUMBERS IN () = mm

IMPORTANT: When installing multiple units in an alcove, roof well or partially enclosed area, ensure there is adequate ventilation to prevent re-circulation of discharge air.

Refrigerant Line Size Information

SINGLE- AND TWO-STAGE HEAT PUMPS									
UNIT SIZE	LIQUID LINE SIZE	SUCTION LINE SIZE	OUTDOOR UNIT ABOVE OR BELOW INDOOR UNIT						
			EQUIVALENT LENGTH (FEET)						
			0-15	16-25	26-50	51-80	81-100	101-125	126-150
			MAXIMUM VERTICAL SEPARATION/CAPACITY MULTIPLIER						
1.5 Ton	1/4"	1/2"	15 / 1	25 / 0.99	50 / 0.98	75 / 0.97	60 / 0.94	40 / 0.93	20 / 0.91
	5/16"	1/2"	15 / 1	25 / 0.99	50 / 0.98	80 / 0.97	100 / 0.94	110 / 0.93	115 / 0.91
	3/8"	1/2"	15 / 1	25 / 1	50 / 0.99	80 / 0.97	100 / 0.97	115 / 0.96	115 / 0.95
	1/4"	5/8"	15 / 1	25 / 1	50 / 0.99	75 / 0.99	60 / 0.98	40 / 0.98	20 / 0.98
	5/16"	5/8"	15 / 1	25 / 1	50 / 0.99	80 / 0.99	100 / 0.98	110 / 0.98	115 / 0.98
	3/8"	5/8"	15 / 1	25 / 1	50 / 1	80 / 0.99	100 / 0.99	115 / 0.99	115 / 0.98
	1/4"	3/4"	15 / 1	25 / 1	50 / 1	75 / 0.99	60 / 0.99	40 / 0.99	20 / 0.99
	5/16"	3/4"	15 / 1	25 / 1	50 / 1	80 / 0.99	100 / 0.99	110 / 0.99	115 / 0.99
2 Ton	1/4"	5/8"	15 / 1	25 / 0.99	50 / 0.99	40 / 0.98	15 / 0.97	0 / 0.96	0 / 0.95
	5/16"	5/8"	15 / 1	25 / 0.99	50 / 0.99	80 / 0.98	100 / 0.97	95 / 0.96	85 / 0.95
	3/8"	5/8"	15 / 1	25 / 1	50 / 0.99	80 / 0.98	100 / 0.97	100 / 0.96	95 / 0.95
	1/4"	3/4"	15 / 1	25 / 1	50 / 0.99	40 / 0.99	15 / 0.99	0 / 0.99	0 / 0.98
	5/16"	3/4"	15 / 1	25 / 1	50 / 0.99	80 / 0.99	100 / 0.99	95 / 0.99	85 / 0.98
	3/8"	3/4"	15 / 1	25 / 1	50 / 1	80 / 0.99	100 / 0.99	100 / 0.99	95 / 0.98
2.5 Ton	1/4"	5/8"	15 / 1	25 / 0.99	50 / 0.98	0 / 0.97	0 / 0.96	0 / 0.94	0 / 0.93
	5/16"	5/8"	15 / 1	25 / 0.99	50 / 0.98	80 / 0.97	85 / 0.96	75 / 0.94	60 / 0.93
	3/8"	5/8"	15 / 1	25 / 0.99	50 / 0.98	80 / 0.97	95 / 0.96	90 / 0.94	85 / 0.93
	1/4"	3/4"	15 / 1	25 / 1	50 / 0.99	0 / 0.99	0 / 0.98	0 / 0.98	0 / 0.97
	5/16"	3/4"	15 / 1	25 / 1	50 / 0.99	80 / 0.99	85 / 0.98	75 / 0.98	60 / 0.97
	3/8"	3/4"	15 / 1	25 / 1	50 / 0.99	80 / 0.99	95 / 0.98	90 / 0.98	85 / 0.97
3 Ton	5/16"	5/8"	15 / 1	25 / 0.99	50 / 0.97	75 / 0.95	65 / 0.94	45 / 0.92	30 / 0.9
	5/16"	3/4"	15 / 1	25 / 1	50 / 0.99	75 / 0.98	65 / 0.98	45 / 0.97	30 / 0.96
	3/8"	5/8"	15 / 1	25 / 0.99	50 / 0.97	80 / 0.95	85 / 0.94	80 / 0.92	75 / 0.9
	3/8"	3/4"	15 / 1	25 / 1	50 / 0.99	80 / 0.98	85 / 0.98	80 / 0.97	75 / 0.96
	3/8"	7/8"	15 / 1	25 / 1	50 / 1	80 / 0.99	85 / 0.99	80 / 0.99	75 / 0.98
	1/2"	3/4"	15 / 1	25 / 1	50 / 0.99	80 / 0.98	100 / 0.98	125 / 0.97	130 / 0.96
	1/2"	7/8"	15 / 1	25 / 1	50 / 0.99	80 / 0.99	100 / 0.99	125 / 0.99	130 / 0.99
3.5 Ton	3/8"	3/4"	15 / 1	25 / 0.99	50 / 0.98	80 / 0.97	80 / 0.97	70 / 0.96	65 / 0.95
	3/8"	7/8"	15 / 1	25 / 1	50 / 0.99	80 / 0.99	80 / 0.99	70 / 0.98	65 / 0.98
	1/2"	3/4"	15 / 1	25 / 0.99	50 / 0.98	80 / 0.97	100 / 0.97	125 / 0.96	125 / 0.94
	1/2"	7/8"	15 / 1	25 / 0.99	50 / 0.98	80 / 0.97	100 / 0.97	125 / 0.96	125 / 0.94
4 Ton	3/8"	3/4"	15 / 1	25 / 0.99	50 / 0.98	75 / 0.97	70 / 0.96	60 / 0.95	50 / 0.94
	3/8"	7/8"	15 / 1	25 / 1	50 / 0.99	75 / 0.99	70 / 0.98	60 / 0.98	50 / 0.97
	1/2"	3/4"	15 / 1	25 / 0.99	50 / 0.98	80 / 0.97	100 / 0.96	125 / 0.95	125 / 0.94
	1/2"	7/8"	15 / 1	25 / 1	50 / 0.99	80 / 0.99	100 / 0.98	125 / 0.98	125 / 0.97
5 Ton	3/8"	3/4"	15 / 1	25 / 0.99	50 / 0.97	65 / 0.95	45 / 0.94	30 / 0.92	15 / 0.9
	3/8"	7/8"	15 / 1	25 / 0.99	50 / 0.99	65 / 0.98	45 / 0.97	30 / 0.96	15 / 0.96
	1/2"	3/4"	15 / 0.99	25 / 0.99	50 / 0.97	80 / 0.95	100 / 0.94	120 / 0.92	115 / 0.9
	1/2"	7/8"	15 / 1	25 / 0.99	50 / 0.99	80 / 0.98	100 / 0.97	120 / 0.96	115 / 0.96

NOTES:

- 1) Maximum Equivalent Line Length may not exceed 250'
- 2) Maximum Actual Line Length may not exceed 200'
- 3) Light Grey shaded areas are considered long line and may require accessories as recommended in Long Line Set Guide
- 4) **DO NOT** use suction line traps in the suction riser as this adds additional unwanted pressure drop in the system

Refrigerant Line Size Information (Con't.)

SINGLE- AND TWO-STAGE HEAT PUMPS									
UNIT SIZE	LIQUID LINE SIZE	SUCTION LINE SIZE	OUTDOOR UNIT ABOVE OR BELOW INDOOR UNIT						
			EQUIVALENT LENGTH (METERS)						
			0-5	5.5-8	8.5-15	15.5-24	24.5-30	30.5-38	38.5-46
			MAXIMUM VERTICAL SEPARATION/CAPACITY MULTIPLIER						
1.5 Ton	1/4"	1/2"	5 / 1	8 / 0.99	15 / 0.98	23 / 0.97	18 / 0.94	12 / 0.93	6 / 0.91
	5/16"	1/2"	5 / 1	8 / 0.99	15 / 0.98	24 / 0.97	30 / 0.94	34 / 0.93	35 / 0.91
	3/8"	1/2"	5 / 1	8 / 1	15 / 0.99	24 / 0.97	30 / 0.97	35 / 0.96	35 / 0.95
	1/4"	5/8"	5 / 1	8 / 1	15 / 0.99	23 / 0.99	18 / 0.98	12 / 0.98	6 / 0.98
	5/16"	5/8"	5 / 1	8 / 1	15 / 0.99	24 / 0.99	30 / 0.98	34 / 0.98	35 / 0.98
	3/8"	5/8"	5 / 1	8 / 1	15 / 1	24 / 0.99	30 / 0.99	35 / 0.99	35 / 0.98
	1/4"	3/4"	5 / 1	8 / 1	15 / 1	23 / 0.99	18 / 0.99	12 / 0.99	6 / 0.99
	5/16"	3/4"	5 / 1	8 / 1	15 / 1	24 / 0.99	30 / 0.99	34 / 0.99	35 / 0.99
2 Ton	1/4"	5/8"	5 / 1	8 / 0.99	15 / 0.99	12 / 0.98	5 / 0.97	0 / 0.96	0 / 0.95
	5/16"	5/8"	5 / 1	8 / 0.99	15 / 0.99	24 / 0.98	30 / 0.97	29 / 0.96	26 / 0.95
	3/8"	5/8"	5 / 1	8 / 1	15 / 0.99	24 / 0.98	30 / 0.97	30 / 0.96	29 / 0.95
	1/4"	3/4"	5 / 1	8 / 1	15 / 0.99	12 / 0.99	5 / 0.99	0 / 0.99	0 / 0.98
	5/16"	3/4"	5 / 1	8 / 1	15 / 0.99	24 / 0.99	30 / 0.99	29 / 0.99	26 / 0.98
2.5 Ton	3/8"	3/4"	5 / 1	8 / 1	15 / 1	24 / 0.99	30 / 0.99	30 / 0.99	29 / 0.98
	1/4"	5/8"	5 / 1	8 / 0.99	15 / 0.98	0 / 0.97	0 / 0.96	0 / 0.94	0 / 0.93
	5/16"	5/8"	5 / 1	8 / 0.99	15 / 0.98	24 / 0.97	26 / 0.96	23 / 0.94	18 / 0.93
	3/8"	5/8"	5 / 1	8 / 0.99	15 / 0.98	24 / 0.97	29 / 0.96	27 / 0.94	26 / 0.93
	1/4"	3/4"	5 / 1	8 / 1	15 / 0.99	0 / 0.99	0 / 0.98	0 / 0.98	0 / 0.97
	5/16"	3/4"	5 / 1	8 / 1	15 / 0.99	24 / 0.99	26 / 0.98	23 / 0.98	18 / 0.97
3 Ton	3/8"	3/4"	5 / 1	8 / 1	15 / 0.99	24 / 0.99	29 / 0.98	27 / 0.98	26 / 0.97
	5/16"	5/8"	5 / 1	8 / 0.99	15 / 0.97	23 / 0.95	20 / 0.94	14 / 0.92	9 / 0.9
	5/16"	3/4"	5 / 1	8 / 1	15 / 0.99	23 / 0.98	20 / 0.98	14 / 0.97	9 / 0.96
	3/8"	5/8"	5 / 1	8 / 0.99	15 / 0.97	24 / 0.95	26 / 0.94	24 / 0.92	23 / 0.9
	3/8"	3/4"	5 / 1	8 / 1	15 / 0.99	24 / 0.98	26 / 0.98	24 / 0.97	23 / 0.96
	3/8"	7/8"	5 / 1	8 / 1	15 / 1	24 / 0.99	26 / 0.99	24 / 0.99	23 / 0.98
	1/2"	3/4"	5 / 1	8 / 1	15 / 0.99	23 / 0.98	30 / 0.98	38 / 0.97	40 / 0.96
3.5 Ton	1/2"	7/8"	5 / 1	8 / 1	15 / 0.99	23 / 0.99	30 / 0.99	38 / 0.99	40 / 0.99
	3/8"	3/4"	5 / 1	8 / 0.99	15 / 0.98	24 / 0.97	24 / 0.97	21 / 0.96	20 / 0.95
	3/8"	7/8"	5 / 1	8 / 1	15 / 0.99	24 / 0.99	24 / 0.99	21 / 0.98	20 / 0.98
	1/2"	3/4"	5 / 1	8 / 0.99	15 / 0.98	23 / 0.97	30 / 0.97	38 / 0.96	38 / 0.94
4 Ton	1/2"	7/8"	5 / 1	8 / 0.99	15 / 0.98	23 / 0.97	30 / 0.97	38 / 0.96	38 / 0.94
	3/8"	3/4"	5 / 1	8 / 0.99	15 / 0.98	23 / 0.97	21 / 0.96	18 / 0.95	15 / 0.94
	3/8"	7/8"	5 / 1	8 / 1	15 / 0.99	23 / 0.99	21 / 0.98	18 / 0.98	15 / 0.97
	1/2"	3/4"	5 / 1	8 / 0.99	15 / 0.98	23 / 0.97	30 / 0.96	38 / 0.95	38 / 0.94
5 Ton	1/2"	7/8"	5 / 1	8 / 1	15 / 0.99	23 / 0.99	30 / 0.98	38 / 0.98	38 / 0.97
	3/8"	3/4"	5 / 1	8 / 0.99	15 / 0.97	20 / 0.95	14 / 0.94	9 / 0.92	5 / 0.9
	3/8"	7/8"	5 / 1	8 / 0.99	15 / 0.99	20 / 0.98	14 / 0.97	9 / 0.96	5 / 0.96
	1/2"	3/4"	5 / 0.99	8 / 0.99	15 / 0.97	23 / 0.95	30 / 0.94	37 / 0.92	35 / 0.9
1/2"	7/8"	5 / 1	8 / 0.99	15 / 0.99	23 / 0.98	30 / 0.97	37 / 0.96	35 / 0.96	

- NOTES:**
 1) Maximum Equivalent Line Length may not exceed 76 Meters
 2) Maximum Actual Line Length may not exceed 61 Meters
 3) Light Grey shaded areas are considered long line and may require accessories as recommended in Long Line Set Guide
 4) **DO NOT** use suction line traps in the suction riser as this adds additional unwanted pressure drop in the system

Performance Data @ AHRI Standard Conditions – Cooling

DESIGNATED TESTED COMBINATION (DTC)												
OUTDOOR UNIT	AIR HANDLER	TOTAL CAPACITY BTU/H [kW]	NET SENSIBLE BTU/H [kW]	NET LATENT BTU/H [kW]	SEER2	EER2	INDOOR CFM [L/S]	47 DEGREE HEATING CAPACITY BTU/H [kW]	47 DEGREE COP	17 DEGREE HEATING CAPACITY BTU/H [kW]	17 DEGREE COP	REGION IV HSPF2
WP15AZ18AJ2N	RH2TZ2417STANN	17,100 [5.0]	13,100 [3.8]	4,000 [1.2]	15.2	11.7	625 [295.0]	17,100 [5.0]	3.87	11,600 [3.4]	2.60	7.8
WP15AZ24AJ2N	RH2TZ2417STANN	22,800 [6.7]	17,400 [5.1]	5,400 [1.6]	15.2	11.7	775 [365.8]	22,600 [6.6]	3.88	15,600 [4.6]	2.80	7.8
WP15AZ30AJ2N	RH2TZ3617STANN	28,400 [8.3]	21,800 [6.4]	6,600 [1.9]	15.2	11.7	900 [424.8]	28,400 [8.3]	3.62	19,700 [5.8]	2.60	7.8
WP15AZ36AJ2N	RH2TZ3617STANN	34,200 [10.0]	26,200 [7.7]	8,000 [2.3]	15.2	11.7	1,050 [495.5]	34,200 [10.0]	3.62	24,400 [7.2]	2.70	7.8
WP15AZ42AJ2N	RH2TZ4821STANN	40,000 [11.7]	30,500 [8.9]	9,500 [2.8]	15.2	11.7	1,325 [625.3]	39,500 [11.6]	3.95	28,200 [8.3]	2.90	7.8
WP15AZ48AJ2N	RH2TZ4821STANN	45,500 [13.3]	35,000 [10.3]	10,500 [3.1]	15.2	11.7	1,450 [684.3]	45,000 [13.2]	3.92	33,200 [9.7]	2.90	7.8
WP15AZ60AJ2N	RH2TZ6024STANN	57,000 [16.7]	43,500 [12.7]	13,500 [4.0]	15.2	11.7	1,800 [849.5]	57,000 [16.7]	4.04	42,500 [12.5]	3.00	7.8

NOTE: This data includes DTC (Designated Test Combination) ratings and is for reference purposes only. A full listing of official ratings and system match-ups, along with downloadable certificates, can be accessed from the AHRI website: www.ahridirectory.org.

[] Designates Metric Conversions



GENERAL TERMS OF LIMITED WARRANTY*

Ruud will furnish a replacement for any part of this product which fails in normal use and service within the applicable period stated, in accordance with the terms of the limited warranty.

Parts Five (5) Years
Conditional Compressor
(Registration Required) Ten (10) Years

***For complete details of the Limited and Conditional Warranties, including applicable terms and conditions, contact your local contractor or the Manufacturer for a copy of the product warranty certificate.**

Before proceeding with installation, refer to installation instructions packaged with each model, as well as complying with all Federal, State, Provincial, and Local codes, regulations, and practices.

© 2024 Rheem Manufacturing Company. Ruud trademarks owned by Rheem Manufacturing Company.

In keeping with its policy of continuous progress and product improvement, Ruud reserves the right to make changes without notice.

5600 Old Greenwood Road
Fort Smith, Arkansas 72908 • www.ruud.com

125 Edgeware Road, Unit 1
Brampton, Ontario • L6Y 0P5 • ruud-canada.ca