



Publication No. RU-NG2-0221A  
Replaces RU-NG2-0120A

# Next-Gen II

## 3 TO 22 HP AIR COOLED CONDENSING UNITS



Unit shown with optional  
components installed.



## 3 TO 22 HP

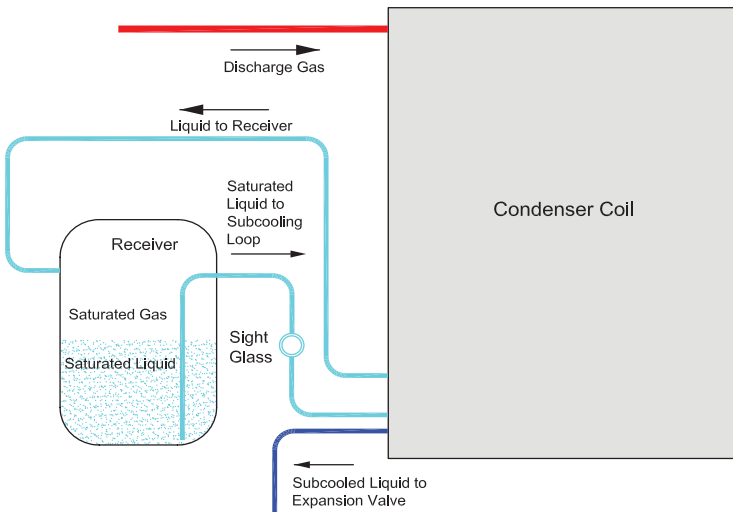
### 3 to 22 HP Air Cooled Condensing units

Following in the footsteps of the award-winning Next-Gen™ MiniCon condensing units, Russell proudly introduces its Next-Gen II family of condensing units. This exciting product offering features a robust design that improves serviceability, increases unit efficiency, and includes even more standard features.

Next-Gen II's 3 to 22 HP air cooled condensing units capitalize on the Next-Gen MiniCon's design successes and is a significant departure from Russell's classic D-Series condensing unit tradition. The improvements start with an expanded range of compressor types selected for use with low GWP refrigerants. Components are housed in a durable G90 galvanized steel painted enclosure with an open view, flow-through equipment guard; a highly efficient enhanced copper tube condenser; three phase fan motors; and externally mounted service valves that are easily accessible from the cabinet exterior. The units large control panel includes a swing-wide hinged door and abundant room for standard components and system accessories along with color-coded and numbered point-to-point wiring that assist in easy service and unit maintenance.

#### Integral Subcooling Circuit

All Next-Gen II air cooled condensing units feature an integral subcooling circuit that allows saturated liquid to flow from the receiver to the condenser where the refrigerant is subcooled by ambient air. This provides an average of 3 to 5°F of subcooling for higher efficiency while assuring optimal expansion device operation.



\* Unit above is a 2 fan model with grilles removed. Shown with optional components installed.

#### Table of Contents

	Page(s)
Features and Options Chart .....	4
Model Nomenclature .....	4
Capacity Data (BTUH) - Medium Temperature - Discus .....	5-9
Capacity Data (BTUH) - Extended Range Medium Temperature - Scroll .....	10-14
Capacity Data (BTUH) - Extended Range Medium Temperature - Bitzer .....	15-19
Capacity Data (BTUH) - Low Temperature - Discus .....	20-24
Capacity Data (BTUH) - Low Temperature - Scroll .....	25-27
Capacity Data (BTUH) - Low Temperature - Bitzer .....	28-31
Electrical Data - Discus .....	32
Electrical Data - Scroll .....	33
Electrical Data - Bitzer .....	34
Specifications - All Models .....	35-37
Physical Dimensions and Drawings - All Models .....	38-39

# AIR COOLED CONDENSING UNITS

## Standard Features

- Copeland Discus™, Copeland Scroll™ or semi-hermetic Bitzer compressors
- All-weather G90 galvanized painted steel enclosure
- Open view, flow-through equipment guard
- Removable top and side panels for ease of service
- Generously sized high efficiency condenser with enhanced copper tubes and aluminum fins
- Integral liquid subcooling circuit
- Base mounted service valves placed external to cabinet for easy access
- Liquid line kit with sealed filter/drier and sight glass with moisture indicator
- Vertical receiver with isolation valves
- Refrigerant pressure relief valve (for larger models in FD2 and FD3 cabinets\*)
- Suction line piping
- Large electrical panel with hinged door
- Color-coded point-to-point wiring
- 208-230V control voltage
- Crankcase heater
- Control circuit fuses
- Pump down toggle switch
- Heavy duty three phase condenser fan motor(s)
- Dual pressure (auto reset) control with Reflex® flexible control lines
- Liquid injection for low temp. Scroll compressors
- UL and cUL listed for outdoor use

**Flooded models include flooded head pressure control as a standard feature.**

**Non-flooded models include mild ambient fan cycle control as a standard feature.**


## Options

- Electronic air or electric defrost timer
- Mechanical timer in lieu of electronic timer
- Electric defrost provisions
- Defrost sub circuit fuses
- Suction accumulator
- Oil separator
- Sealed suction filter
- Replaceable core suction filter
- Replaceable core liquid filter
- Thru-the-door non-fused disconnect
- External fused or non-fused disconnect
- Liquid injection/Demand Cooling™ for low temperature Discus and Bitzer compressors
- Oversized receiver
- Heated and insulated receiver with low pressure bypass timer (temperature controlled)
- Liquid line solenoid (loose)
- Phase loss monitor
- Hail / Snow Guard (loose)
- Stacking rack (loose)
- 316 Stainless steel housing
- 50 Hz timer and/or defrost kit
- Current sensing relay
- Crankcase pressure regulator (mounted)
- Refrigerant pressure relief valve (for models in FD1 cabinet\*)

\* See pages 38-39 for associated cabinet size drawings.



Quick access to shut-off valves from the exterior of the cabinet. Removable panels and flow through grills allow for easy service and equipment maintenance.



Large control panel with hinged door and easy to read point-to-point wiring diagrams.

Ample room for optional components.



Available with reliable and efficient Copeland Discus™, Copeland Scroll™ or Bitzer semi-hermetic compressors.

# 3 TO 22 HP

## Features and Options

	DESCRIPTION	FLOODED MODELS			NON-FLOODED MODELS		
		RFD	RFO	RFB	RBD	RBO	RBB
<b>CABINET</b>	All weather G90 galvanized steel painted enclosure	STANDARD			STANDARD		
	Removable top and side panels for ease of service	STANDARD			STANDARD		
	Large control panel for power and control circuits	STANDARD			STANDARD		
	Swing wide hinged control panel door	STANDARD			STANDARD		
	316 Stainless Steel cabinet	OPTIONAL			OPTIONAL		
	Hail / Snow Guards (Loose)	OPTIONAL			OPTIONAL		
<b>COMPRESSOR</b>	Copeland Discus™	STD	N/A	N/A	STD	N/A	N/A
	Copeland Scroll™	N/A	STD	N/A	N/A	STD	N/A
	Bitzer Semi-Hermetic	N/A	N/A	STD	N/A	N/A	STD
	Liquid injection/Demand Cooling™ for low temperature compressors	OPT	STD	OPT	OPT	STD	OPT
<b>HIGH EFFICIENCY CONDENSER</b>	High ambient coil	STANDARD			STANDARD		
	Enhanced copper tubes with aluminum fins	STANDARD			STANDARD		
	Integral liquid subcooling circuit	STANDARD			STANDARD		
	3 phase condenser fan motor(s) (230V and 460V only)	STANDARD			STANDARD		
	Copper, polyester coated fins or Electro Fin® coated coil	OPTIONAL			OPTIONAL		
<b>ELECTRICAL</b>	Crankcase heater	STANDARD			STANDARD		
	Compressor contactor	STANDARD			STANDARD		
	Control transformer (460V to 230V) as required	STANDARD			STANDARD		
	Dual pressure control (auto reset) w/ Refflex® flexible lines	STANDARD			STANDARD		
	Color-coded wiring for ease of serviceability	STANDARD			STANDARD		
	Thru-the-door non-fused disconnect	OPTIONAL			OPTIONAL		
<b>RECEIVER</b>	Vertical receiver (needs less refrigerant for liquid seal)	STANDARD			STANDARD		
	Receiver isolation valve	STANDARD			STANDARD		
	Pressure relief valve (*see note below)	STANDARD			STANDARD		
	Oversized receiver	OPTIONAL			OPTIONAL		
<b>PIPING COMPONENTS</b>	Base mounted liquid & suction shut-off valves (External)	STANDARD			STANDARD		
	Liquid line kit - piping, sealed filter drier & sight glass	STANDARD			STANDARD		
	Suction line piping	STANDARD			STANDARD		
	Sealed suction filter	OPTIONAL			OPTIONAL		
	Suction line accumulator (must add optional filter)	OPTIONAL			OPTIONAL		
	Oil separator	OPTIONAL			OPTIONAL		
	Replaceable core liquid and suction filters	OPTIONAL			OPTIONAL		
<b>LOW AMBIENT CONTROLS</b>	Flooded head pressure control	STANDARD			N/A		
	Fan cycle control	N/A			STANDARD		
<b>DEFROST PROVISIONS</b>	Electric defrost kits with electronic time clocks	OPTIONAL			OPTIONAL		
	Electronic or mechanical air defrost time clocks	OPTIONAL			OPTIONAL		
	50 HZ defrost timers with or without contactors	OPTIONAL			OPTIONAL		
<b>TESTING</b>	UL and cUL listed	STANDARD			STANDARD		
	Hydrogen leak and dielectric tested before shipping	STANDARD			STANDARD		
	Dry nitrogen shipping charge (25 PSI)	STANDARD			STANDARD		

### Next-Gen II 3 to 22 HP Air Cooled Condensing Units

#### MODEL NUMBER NOMENCLATURE

R	F	D	S	04	M	4S	E	A or B
Brand	Style	Compressor Style	Compressor Configuration	Horsepower	Temperature Range	Refrigerant Type	Voltage Code	Vintage
R - Russell	F - Flooded B - Non-Flooded	D - Discus O - Scroll B - Bitzer	S - Single		E - Extended Medium L - Low M - Medium	4S - Multiple Refrigerants	E - 208-230/3/60 G - 460/3/60 N - 200-220/3/50 Q - 380/3/50	

#### Notes:

STD = Standard Feature

OPT = Optional Feature

N/A = Not Available

\* Models in FD1 cabinet include a fusible plug for pressure relief. See price list for optional pressure relief valve. Models in FD2 and FD3 cabinets include a pressure relief valve.

See specification page 35 for compressor horsepower.

# AIR COOLED CONDENSING UNITS

## Capacity Data (BTUH) - Medium Temp. R404A Discus - 60 Hz<sup>‡</sup>

### SUCTION TEMPERATURE

MODEL	COMP. MODEL	40°F	35°F	30°F	25°F	20°F	10°F	5°F	0°F
-------	-------------	------	------	------	------	------	------	-----	-----

#### 90°F Ambient

R*DS04M4S**	2DC3R53KE	63,000	57,300	51,860	46,700	41,840	33,050	29,140	25,560
R*DS05M4S**	2DD3R63KE	72,940	66,660	60,610	54,820	49,320	39,280	34,800	30,720
R*DS06M4S**	2DL3R78KE	94,280	85,670	77,540	69,900	62,760	49,990	44,350	39,210
R*DS07M4S**	2DA3R89KE	105,600	96,310	87,570	79,380	71,720	57,940	51,800	46,100
R*DS08M4S**	3DA3R10ME	120,190	110,010	100,310	91,130	82,460	66,690	59,590	53,010
R*DS10M4S**	3DB3R12ME	139,160	127,650	116,730	106,400	96,660	78,870	70,790	63,190
R*DS12M4S**	3DF3R15ME	175,770	160,940	146,870	133,570	121,070	98,410	88,240	78,800
R*DS15M4S**	3DS3R17ME	190,590	174,860	159,860	145,650	132,220	107,790	96,770	86,510

#### 95°F Ambient

R*DS04M4S**	2DC3R53KE	59,970	54,500	49,280	44,350	39,700	31,290	27,550	24,130
R*DS05M4S**	2DD3R63KE	69,480	63,470	57,680	52,140	46,880	37,290	33,010	29,110
R*DS06M4S**	2DL3R78KE	89,960	81,720	73,940	66,630	59,780	47,560	42,160	37,230
R*DS07M4S**	2DA3R89KE	100,790	91,900	83,540	75,700	68,370	55,170	49,280	43,800
R*DS08M4S**	3DA3R10ME	114,830	105,090	95,830	87,050	78,760	63,680	56,880	50,550
R*DS10M4S**	3DB3R12ME	132,920	121,930	111,500	101,620	92,300	75,270	67,530	60,260
R*DS12M4S**	3DF3R15ME	167,930	153,760	140,300	127,590	115,630	93,940	84,200	75,160
R*DS15M4S**	3DS3R17ME	182,090	167,040	152,710	139,120	126,280	102,900	92,330	82,510

#### 100°F Ambient

R*DS04M4S**	2DC3R53KE	-	51,720	46,740	42,020	37,580	29,550	25,980	22,720
R*DS05M4S**	2DD3R63KE	-	60,280	54,750	49,470	44,440	35,300	31,230	27,520
R*DS06M4S**	2DL3R78KE	-	77,770	70,340	63,360	56,820	45,130	39,980	35,260
R*DS07M4S**	2DA3R89KE	-	87,500	79,510	72,020	65,020	52,400	46,740	41,490
R*DS08M4S**	3DA3R10ME	-	100,260	91,420	83,050	75,130	60,720	54,220	48,170
R*DS10M4S**	3DB3R12ME	-	116,210	106,270	96,850	87,960	71,680	64,270	57,300
R*DS12M4S**	3DF3R15ME	-	146,610	133,770	121,640	110,230	89,520	80,200	71,550
R*DS15M4S**	3DS3R17ME	-	159,300	145,580	132,620	120,360	98,030	87,940	78,540

#### 110°F Ambient

R*DS04M4S**	2DC3R53KE	-	-	41,720	37,440	33,410	26,130	22,900	19,960
R*DS05M4S**	2DD3R63KE	-	-	48,890	44,120	39,590	31,360	27,710	24,380
R*DS06M4S**	2DL3R78KE	-	-	63,190	56,850	50,930	40,330	35,650	31,370
R*DS07M4S**	2DA3R89KE	-	-	71,480	64,690	58,320	46,840	41,680	36,870
R*DS08M4S**	3DA3R10ME	-	-	82,700	75,130	67,960	54,860	48,920	43,390
R*DS10M4S**	3DB3R12ME	-	-	95,750	87,270	79,240	64,490	57,740	51,370
R*DS12M4S**	3DF3R15ME	-	-	120,760	109,800	99,480	80,730	72,270	64,390
R*DS15M4S**	3DS3R17ME	-	-	131,390	119,670	108,590	88,380	79,220	70,670

\* Each asterisk represents a variable character based upon model, voltage, and vintage ordered. See page 4 for nomenclature.

‡ Multiply capacity by .83 when used with 50 Hz power.

Published capacities are with 20°F compressor superheat. This provides a more accurate capacity at design conditions. Multiply by 1.05 to 1.07 for approximate capacities at 65°F return gas temperature.

# 3TO 22 HP

## Capacity Data (BTUH) - Medium Temp. R407A Discus - 60 Hz<sup>‡</sup>

### SUCTION TEMPERATURE

MODEL	COMP. MODEL	40°F	35°F	30°F	25°F	20°F	10°F	5°F	0°F
-------	-------------	------	------	------	------	------	------	-----	-----

#### 90°F Ambient

R*DS04M4S**	2DC3R53KE	60,630	54,300	48,380	42,910	37,870	29,120	25,410	22,160
R*DS05M4S**	2DD3R63KE	68,970	62,060	55,570	49,500	43,900	34,150	30,020	26,400
R*DS06M4S**	2DL3R78KE	89,110	80,200	72,020	64,540	57,670	45,620	40,320	35,400
R*DS07M4S**	2DA3R89KE	100,210	90,330	81,080	72,460	64,470	50,320	44,150	38,570
R*DS08M4S**	3DA3R10ME	118,030	107,230	96,880	87,010	77,670	60,670	53,070	46,090
R*DS10M4S**	3DB3R12ME	137,240	125,000	113,310	102,150	91,540	72,250	63,600	55,590
R*DS12M4S**	3DF3R15ME	164,290	149,300	134,910	121,160	108,090	84,440	74,010	64,530
R*DS15M4S**	3DS3R17ME	182,170	166,110	150,640	135,840	121,760	95,880	84,190	73,360

#### 95°F Ambient

R*DS04M4S**	2DC3R53KE	58,120	51,990	46,270	40,990	36,120	27,690	24,150	21,070
R*DS05M4S**	2DD3R63KE	66,190	59,520	53,230	47,380	41,990	32,610	28,670	25,240
R*DS06M4S**	2DL3R78KE	85,770	77,130	69,220	61,970	55,350	43,720	38,610	33,890
R*DS07M4S**	2DA3R89KE	96,330	86,780	77,840	69,510	61,790	48,110	42,180	36,790
R*DS08M4S**	3DA3R10ME	113,560	103,100	93,070	83,490	74,410	57,790	50,320	43,450
R*DS10M4S**	3DB3R12ME	132,020	120,180	108,850	98,010	87,710	68,850	60,340	52,460
R*DS12M4S**	3DF3R15ME	157,990	143,490	129,550	116,220	103,570	80,540	70,360	61,080
R*DS15M4S**	3DS3R17ME	175,430	159,930	145,000	130,660	117,000	91,810	80,380	69,700

#### 100°F Ambient

R*DS04M4S**	2DC3R53KE	-	49,730	44,190	39,080	34,390	26,300	22,940	20,020
R*DS05M4S**	2DD3R63KE	-	57,000	50,950	45,280	40,090	31,110	27,360	24,130
R*DS06M4S**	2DL3R78KE	-	74,060	66,400	59,410	53,010	41,800	36,890	32,350
R*DS07M4S**	2DA3R89KE	-	83,240	74,610	66,560	59,110	45,920	40,180	35,000
R*DS08M4S**	3DA3R10ME	-	98,970	89,270	79,950	71,110	54,850	47,520	40,710
R*DS10M4S**	3DB3R12ME	-	115,330	104,330	93,810	83,790	65,340	56,980	49,210
R*DS12M4S**	3DF3R15ME	-	137,660	124,140	111,220	98,940	76,550	66,550	57,470
R*DS15M4S**	3DS3R17ME	-	153,790	139,390	125,500	112,240	87,710	76,490	66,010

#### 110°F Ambient

R*DS04M4S**	2DC3R53KE	-	-	40,120	35,370	31,040	23,670	20,640	18,050
R*DS05M4S**	2DD3R63KE	-	-	46,440	41,210	36,430	28,260	24,890	22,030
R*DS06M4S**	2DL3R78KE	-	-	60,770	54,250	48,310	37,920	33,390	29,220
R*DS07M4S**	2DA3R89KE	-	-	68,140	60,670	53,760	41,540	36,230	31,440
R*DS08M4S**	3DA3R10ME	-	-	81,630	72,840	64,440	48,860	41,740	35,110
R*DS10M4S**	3DB3R12ME	-	-	95,100	85,160	75,680	58,020	49,960	42,390
R*DS12M4S**	3DF3R15ME	-	-	113,250	101,060	89,460	68,180	58,620	49,840
R*DS15M4S**	3DS3R17ME	-	-	128,190	115,220	102,730	79,460	68,700	58,530

\* Each asterisk represents a variable character based upon model, voltage, and vintage ordered. See page 4 for nomenclature.

‡ Multiply capacity by .83 when used with 50 Hz power.

Published capacities are with 20°F compressor superheat. This provides a more accurate capacity at design conditions. Multiply by 1.05 to 1.07 for approximate capacities at 65°F return gas temperature.

# AIR COOLED CONDENSING UNITS

## Capacity Data (BTUH) - Medium Temp. R407C Discus - 60 Hz<sup>‡</sup>

### SUCTION TEMPERATURE

MODEL	COMP. MODEL	40°F	35°F	30°F	25°F	20°F	10°F	5°F	0°F
-------	-------------	------	------	------	------	------	------	-----	-----

#### 90°F Ambient

R*DS04M4S**	2DC3R53KE	58,780	52,370	46,420	40,970	35,990	27,450	23,880	20,790
R*DS05M4S**	2DD3R63KE	66,890	59,870	53,330	47,270	41,720	32,180	28,210	24,770
R*DS06M4S**	2DL3R78KE	87,160	77,920	69,350	61,490	54,300	41,990	36,860	32,370
R*DS07M4S**	2DA3R89KE	97,120	87,110	77,800	69,190	61,270	47,430	41,490	36,180
R*DS08M4S**	3DA3R10ME	110,880	100,920	91,620	82,920	74,780	59,830	52,850	46,070
R*DS10M4S**	3DB3R12ME	129,000	117,690	107,180	97,340	88,090	71,130	63,200	55,430
R*DS12M4S**	3DF3R15ME	154,530	140,660	127,640	115,410	103,880	82,900	73,310	64,170
R*DS15M4S**	3DS3R17ME	168,480	153,780	139,880	126,770	114,400	91,580	81,020	70,900

#### 95°F Ambient

R*DS04M4S**	2DC3R53KE	56,680	50,420	44,620	39,300	34,440	26,140	22,710	19,760
R*DS05M4S**	2DD3R63KE	64,590	57,750	51,340	45,430	40,040	30,780	26,960	23,670
R*DS06M4S**	2DL3R78KE	84,360	75,270	66,890	59,190	52,210	40,320	35,410	31,180
R*DS07M4S**	2DA3R89KE	93,920	84,150	75,060	66,650	58,920	45,420	39,660	34,490
R*DS08M4S**	3DA3R10ME	107,140	97,570	88,610	80,180	72,220	57,370	50,300	43,360
R*DS10M4S**	3DB3R12ME	124,620	113,770	103,640	94,100	85,070	68,230	60,190	52,260
R*DS12M4S**	3DF3R15ME	149,210	135,900	123,360	111,510	100,320	79,590	69,980	60,710
R*DS15M4S**	3DS3R17ME	162,850	148,780	135,440	122,760	110,730	88,270	77,730	67,480

#### 100°F Ambient

R*DS04M4S**	2DC3R53KE	-	48,550	42,870	37,680	32,940	24,890	21,600	18,770
R*DS05M4S**	2DD3R63KE	-	55,690	49,450	43,660	38,400	29,440	25,760	22,630
R*DS06M4S**	2DL3R78KE	-	72,680	64,460	56,970	50,180	38,720	34,050	30,070
R*DS07M4S**	2DA3R89KE	-	81,260	72,390	64,170	56,630	43,460	37,830	32,810
R*DS08M4S**	3DA3R10ME	-	94,310	85,640	77,390	69,560	54,670	47,470	40,280
R*DS10M4S**	3DB3R12ME	-	109,920	100,090	90,780	81,890	65,010	56,820	48,650
R*DS12M4S**	3DF3R15ME	-	131,250	119,080	107,540	96,560	75,970	66,210	56,750
R*DS15M4S**	3DS3R17ME	-	143,950	131,090	118,770	106,980	84,730	74,100	63,700

#### 110°F Ambient

R*DS04M4S**	2DC3R53KE	-	-	39,600	34,630	30,140	22,590	19,540	16,960
R*DS05M4S**	2DD3R63KE	-	-	45,860	40,360	35,370	26,960	23,560	20,700
R*DS06M4S**	2DL3R78KE	-	-	59,860	52,750	46,370	35,780	31,600	28,130
R*DS07M4S**	2DA3R89KE	-	-	67,230	59,390	52,190	39,650	34,300	29,540
R*DS08M4S**	3DA3R10ME	-	-	79,570	71,540	63,740	48,410	40,740	33,020
R*DS10M4S**	3DB3R12ME	-	-	92,680	83,600	74,790	57,440	48,790	40,000
R*DS12M4S**	3DF3R15ME	-	-	110,340	99,130	88,300	67,410	57,220	47,150
R*DS15M4S**	3DS3R17ME	-	-	122,340	110,540	99,040	76,740	65,770	54,810

\* Each asterisk represents a variable character based upon model, voltage, and vintage ordered. See page 4 for nomenclature.

‡ Multiply capacity by .83 when used with 50 Hz power.

Published capacities are with 20°F compressor superheat. This provides a more accurate capacity at design conditions. Multiply by 1.05 to 1.07 for approximate capacities at 65°F return gas temperature.

# 3TO 22 HP

## Capacity Data (BTUH) - Medium Temp. R407F Discus - 60 Hz<sup>‡</sup>

### SUCTION TEMPERATURE

MODEL	COMP. MODEL	40°F	35°F	30°F	25°F	20°F	10°F	5°F	0°F
-------	-------------	------	------	------	------	------	------	-----	-----

#### 90°F Ambient

R*DS04M4S**	2DC3R53KE	60,630	54,300	48,380	42,910	37,870	29,120	25,410	22,160
R*DS05M4S**	2DD3R63KE	68,970	62,060	55,570	49,500	43,900	34,150	30,020	26,400
R*DS06M4S**	2DL3R78KE	89,110	80,200	72,020	64,540	57,670	45,620	40,320	35,400
R*DS07M4S**	2DA3R89KE	100,210	90,330	81,080	72,460	64,470	50,320	44,150	38,570
R*DS08M4S**	3DA3R10ME	118,030	107,230	96,880	87,010	77,670	60,670	53,070	46,090
R*DS10M4S**	3DB3R12ME	137,240	125,000	113,310	102,150	91,540	72,250	63,600	55,590
R*DS12M4S**	3DF3R15ME	164,290	149,300	134,910	121,160	108,090	84,440	74,010	64,530
R*DS15M4S**	3DS3R17ME	182,170	166,110	150,640	135,840	121,760	95,880	84,190	73,360

#### 95°F Ambient

R*DS04M4S**	2DC3R53KE	58,120	51,990	46,270	40,990	36,120	27,690	24,150	21,070
R*DS05M4S**	2DD3R63KE	66,190	59,520	53,230	47,380	41,990	32,610	28,670	25,240
R*DS06M4S**	2DL3R78KE	85,770	77,130	69,220	61,970	55,350	43,720	38,610	33,890
R*DS07M4S**	2DA3R89KE	96,330	86,780	77,840	69,510	61,790	48,110	42,180	36,790
R*DS08M4S**	3DA3R10ME	113,560	103,100	93,070	83,490	74,410	57,790	50,320	43,450
R*DS10M4S**	3DB3R12ME	132,020	120,180	108,850	98,010	87,710	68,850	60,340	52,460
R*DS12M4S**	3DF3R15ME	157,990	143,490	129,550	116,220	103,570	80,540	70,360	61,080
R*DS15M4S**	3DS3R17ME	175,430	159,930	145,000	130,660	117,000	91,810	80,380	69,700

#### 100°F Ambient

R*DS04M4S**	2DC3R53KE	-	49,730	44,190	39,080	34,390	26,300	22,940	20,020
R*DS05M4S**	2DD3R63KE	-	57,000	50,950	45,280	40,090	31,110	27,360	24,130
R*DS06M4S**	2DL3R78KE	-	74,060	66,400	59,410	53,010	41,800	36,890	32,350
R*DS07M4S**	2DA3R89KE	-	83,240	74,610	66,560	59,110	45,920	40,180	35,000
R*DS08M4S**	3DA3R10ME	-	98,970	89,270	79,950	71,110	54,850	47,520	40,710
R*DS10M4S**	3DB3R12ME	-	115,330	104,330	93,810	83,790	65,340	56,980	49,210
R*DS12M4S**	3DF3R15ME	-	137,660	124,140	111,220	98,940	76,550	66,550	57,470
R*DS15M4S**	3DS3R17ME	-	153,790	139,390	125,500	112,240	87,710	76,490	66,010

#### 110°F Ambient

R*DS04M4S**	2DC3R53KE	-	-	40,120	35,370	31,040	23,670	20,640	18,050
R*DS05M4S**	2DD3R63KE	-	-	46,440	41,210	36,430	28,260	24,890	22,030
R*DS06M4S**	2DL3R78KE	-	-	60,770	54,250	48,310	37,920	33,390	29,220
R*DS07M4S**	2DA3R89KE	-	-	68,140	60,670	53,760	41,540	36,230	31,440
R*DS08M4S**	3DA3R10ME	-	-	81,630	72,840	64,440	48,860	41,740	35,110
R*DS10M4S**	3DB3R12ME	-	-	95,100	85,160	75,680	58,020	49,960	42,390
R*DS12M4S**	3DF3R15ME	-	-	113,250	101,060	89,460	68,180	58,620	49,840
R*DS15M4S**	3DS3R17ME	-	-	128,190	115,220	102,730	79,460	68,700	58,530

\* Each asterisk represents a variable character based upon model, voltage, and vintage ordered. See page 4 for nomenclature.

‡ Multiply capacity by .83 when used with 50 Hz power.

Published capacities are with 20°F compressor superheat. This provides a more accurate capacity at design conditions. Multiply by 1.05 to 1.07 for approximate capacities at 65°F return gas temperature.



# AIR COOLED CONDENSING UNITS

## Capacity Data (BTUH) - Medium Temp. R448A, R449A Discus - 60 Hz<sup>‡</sup>

### SUCTION TEMPERATURE

MODEL	COMP. MODEL	40°F	35°F	30°F	25°F	20°F	10°F	5°F	0°F
-------	-------------	------	------	------	------	------	------	-----	-----

#### 90°F Ambient

R*DS04M4S**	2DC3R53KE	61,260	55,110	49,300	43,900	38,870	30,050	26,270	22,940
R*DS05M4S**	2DD3R63KE	69,690	62,990	56,630	50,640	45,060	35,240	31,040	27,330
R*DS06M4S**	2DL3R78KE	90,110	81,370	73,290	65,820	58,910	46,610	41,130	36,010
R*DS07M4S**	2DA3R89K	101,250	91,670	82,630	74,120	66,180	51,930	45,650	39,930
R*DS08M4S**	3DA3R10M	118,270	108,060	98,360	89,140	80,390	64,110	56,490	49,140
R*DS10M4S**	3DB3R12M	137,580	126,020	115,070	104,640	94,690	76,220	67,550	59,140
R*DS12M4S**	3DF3R15M	164,930	150,670	137,060	124,050	111,640	88,780	78,320	68,440
R*DS15M4S**	3DS3R17M	183,380	168,020	153,200	138,990	125,390	100,020	88,280	77,150

#### 95°F Ambient

R*DS04M4S**	2DC3R53KE	58,830	52,860	47,250	42,020	37,150	28,630	25,020	21,850
R*DS05M4S**	2DD3R63KE	67,000	60,520	54,360	48,570	43,190	33,720	29,700	26,170
R*DS06M4S**	2DL3R78KE	86,850	78,390	70,580	63,340	56,670	44,760	39,450	34,500
R*DS07M4S**	2DA3R89K	97,500	88,230	79,480	71,250	63,560	49,750	43,700	38,160
R*DS08M4S**	3DA3R10M	114,080	104,210	94,820	85,850	77,300	61,220	53,610	46,230
R*DS10M4S**	3DB3R12M	132,690	121,520	110,900	100,750	91,050	72,800	64,150	55,720
R*DS12M4S**	3DF3R15M	158,970	145,200	132,000	119,380	107,320	84,890	74,570	64,750
R*DS15M4S**	3DS3R17M	176,940	162,120	147,820	134,030	120,810	96,020	84,480	73,430

#### 100°F Ambient

R*DS04M4S**	2DC3R53KE	-	50,640	45,200	40,130	35,440	27,240	23,800	20,790
R*DS05M4S**	2DD3R63KE	-	58,040	52,110	46,500	41,310	32,220	28,390	25,060
R*DS06M4S**	2DL3R78KE	-	75,390	67,830	60,850	54,390	42,880	37,750	32,960
R*DS07M4S**	2DA3R89K	-	84,770	76,310	68,350	60,910	47,570	41,690	36,350
R*DS08M4S**	3DA3R10M	-	100,330	91,230	82,470	74,090	58,160	50,560	43,090
R*DS10M4S**	3DB3R12M	-	116,940	106,620	96,730	87,230	69,170	60,520	52,040
R*DS12M4S**	3DF3R15M	-	139,650	126,840	114,570	102,810	80,810	70,540	60,780
R*DS15M4S**	3DS3R17M	-	156,200	142,400	129,030	116,170	91,930	80,530	69,620

#### 110°F Ambient

R*DS04M4S**	2DC3R53KE	-	-	41,140	36,420	32,070	24,590	21,470	18,780
R*DS05M4S**	2DD3R63KE	-	-	47,620	42,430	37,640	29,360	25,890	22,920
R*DS06M4S**	2DL3R78KE	-	-	62,300	55,800	49,800	39,080	34,300	29,840
R*DS07M4S**	2DA3R89K	-	-	69,870	62,470	55,550	43,150	37,690	32,730
R*DS08M4S**	3DA3R10M	-	-	83,870	75,490	67,370	51,620	43,930	36,340
R*DS10M4S**	3DB3R12M	-	-	97,680	88,210	79,050	61,240	52,580	43,970
R*DS12M4S**	3DF3R15M	-	-	116,250	104,560	93,300	71,940	61,830	52,080
R*DS15M4S**	3DS3R17M	-	-	131,430	118,910	106,720	83,530	72,470	61,740

\* Each asterisk represents a variable character based upon model, voltage, and vintage ordered. See page 4 for nomenclature.

‡ Multiply capacity by .83 when used with 50 Hz power.

Published capacities are with 20°F compressor superheat. This provides a more accurate capacity at design conditions. Multiply by 1.05 to 1.07 for approximate capacities at 65°F return gas temperature.

# 3TO 22 HP

## Capacity Data (BTUH) - Extended Range Medium Temp. R404A Scroll - 60 Hz<sup>‡</sup>

### SUCTION TEMPERATURE

MODEL	COMP. MODEL	40°F	30°F	25°F	20°F	0°F	-5°F	-10°F	-20°F
<b>90°F Ambient</b>									
R*OS04E4S**	ZS29KAE	52,410	43,140	38,970	35,110	22,560	20,080	17,820	13,940
R*OS05E4S**	ZS33KAE	57,130	47,120	42,610	38,420	24,750	22,030	19,570	15,320
R*OS06E4S**	ZS38K4E	61,160	51,260	46,740	42,520	28,340	25,440	22,770	18,050
R*OS07E4S**	ZS45K4E	77,150	64,210	58,400	53,020	35,250	31,650	28,340	22,480
R*OS08E4S**	ZB58K5E	100,260	83,740	76,270	69,290	45,360	40,140	35,130	-
R*OS09E4S**	ZB66K5E	111,620	93,890	85,730	78,040	51,720	46,170	40,970	-
R*OS10E4S**	ZB76K5E	126,230	106,310	97,210	88,650	59,330	53,060	47,140	-
R*OS13E4S**	ZB95K5E	160,490	134,950	123,180	112,050	73,480	65,130	57,210	-
R*OS15E4S**	ZB114K5E	186,810	157,560	143,930	130,980	86,020	76,430	67,480	-

### 95°F Ambient

R*OS04E4S**	ZS29KAE	50,350	41,430	37,420	33,710	21,640	19,260	17,100	13,390
R*OS05E4S**	ZS33KAE	54,870	45,240	40,900	36,880	23,740	21,130	18,780	14,710
R*OS06E4S**	ZS38K4E	58,670	49,140	44,800	40,730	27,110	24,330	21,780	17,290
R*OS07E4S**	ZS45K4E	74,080	61,600	56,000	50,810	33,730	30,280	27,120	21,560
R*OS08E4S**	ZB58K5E	96,270	80,360	73,150	66,390	43,060	37,930	-	-
R*OS09E4S**	ZB66K5E	106,840	89,850	82,030	74,660	49,390	44,040	-	-
R*OS10E4S**	ZB76K5E	120,950	101,850	93,120	84,910	56,830	50,840	-	-
R*OS13E4S**	ZB95K5E	153,810	129,260	117,920	107,200	69,850	61,740	-	-
R*OS15E4S**	ZB114K5E	178,980	150,810	137,670	125,180	81,740	72,460	-	-

### 100°F Ambient

R*OS04E4S**	ZS29KAE	-	39,680	35,840	32,270	20,710	18,430	16,370	12,830
R*OS05E4S**	ZS33KAE	-	43,320	39,160	35,300	22,710	20,220	17,970	14,100
R*OS06E4S**	ZS38K4E	-	47,000	42,820	38,920	25,860	23,210	20,770	16,490
R*OS07E4S**	ZS45K4E	-	58,960	53,570	48,570	32,190	28,900	25,890	20,610
R*OS08E4S**	ZB58K5E	-	76,890	69,930	63,390	40,640	-	-	-
R*OS09E4S**	ZB66K5E	-	85,780	78,300	71,240	47,020	-	-	-
R*OS10E4S**	ZB76K5E	-	97,360	89,000	81,160	54,340	-	-	-
R*OS13E4S**	ZB95K5E	-	123,450	112,550	102,220	66,120	-	-	-
R*OS15E4S**	ZB114K5E	-	143,950	131,310	119,280	77,350	-	-	-

### 110°F Ambient

R*OS04E4S**	ZS29KAE	-	36,080	32,560	29,310	18,770	16,700	14,830	-
R*OS05E4S**	ZS33KAE	-	39,340	35,550	32,020	20,560	18,310	16,270	-
R*OS06E4S**	ZS38K4E	-	42,620	38,800	35,220	23,310	20,890	18,690	-
R*OS07E4S**	ZS45K4E	-	53,590	48,610	44,030	29,070	26,090	23,380	-
R*OS08E4S**	ZB58K5E	-	69,640	63,170	57,050	35,480	-	-	-
R*OS09E4S**	ZB66K5E	-	77,490	70,690	64,280	42,170	-	-	-
R*OS10E4S**	ZB76K5E	-	88,240	80,670	73,570	49,340	-	-	-
R*OS13E4S**	ZB95K5E	-	111,470	101,450	91,920	58,330	-	-	-
R*OS15E4S**	ZB114K5E	-	129,840	118,210	107,130	68,300	-	-	-

\* Each asterisk represents a variable character based upon model, voltage, and vintage ordered. See page 4 for nomenclature.

‡ Multiply capacity by .83 when used with 50 Hz power.

#### Maximum 35°F Compressor Superheat

Published capacities are with 20°F compressor superheat. This provides a more accurate capacity at design conditions. Multiply by 1.05 to 1.07 for approximate capacities at 65°F return gas temperature.

# AIR COOLED CONDENSING UNITS

## Capacity Data (BTUH) - Extended Range Medium Temp. R407A Scroll - 60 Hz<sup>‡</sup>

### SUCTION TEMPERATURE

MODEL	COMP. MODEL	40°F	30°F	25°F	20°F	0°F	-5°F	-10°F	-20°F
-------	-------------	------	------	------	------	-----	------	-------	-------

#### 90°F Ambient

R*OS04E4S**	ZS29KAE	46,850	38,390	34,690	31,310	20,400	18,180	16,100	12,250
R*OS05E4S**	ZS33KAE	47,770	42,630	39,170	35,310	23,020	20,520	18,170	13,740
R*OS06E4S**	ZS38K4E	52,720	43,290	39,160	35,380	23,110	20,600	18,240	13,870
R*OS07E4S**	ZS45K4E	59,660	52,040	48,220	44,420	30,130	26,910	23,910	18,640
R*OS08E4S**	ZB58K5E	93,650	76,600	69,170	62,340	38,710	33,100	27,380	-
R*OS09E4S**	ZB66K5E	104,760	86,620	78,120	70,030	42,560	37,050	32,200	-
R*OS10E4S**	ZB76K5E	120,130	99,460	90,240	81,670	51,870	44,980	38,030	-
R*OS13E4S**	ZB95K5E	152,630	126,010	113,560	101,710	61,130	52,860	45,390	-
R*OS15E4S**	ZB114K5E	179,120	148,010	133,380	119,450	71,950	62,430	53,990	-

#### 95°F Ambient

R*OS04E4S**	ZS29KAE	45,380	37,100	33,520	30,240	19,660	17,510	15,500	11,770
R*OS05E4S**	ZS33KAE	46,560	40,510	37,810	34,070	22,210	19,800	17,520	13,200
R*OS06E4S**	ZS38K4E	51,050	41,840	37,830	34,160	22,280	19,840	17,560	13,320
R*OS07E4S**	ZS45K4E	58,300	50,790	47,040	43,310	29,310	26,180	23,260	18,100
R*OS08E4S**	ZB58K5E	90,430	74,100	66,930	60,300	36,770	31,050	-	-
R*OS09E4S**	ZB66K5E	101,190	83,410	75,140	67,290	40,800	35,590	-	-
R*OS10E4S**	ZB76K5E	116,030	96,140	87,310	79,060	49,860	42,940	-	-
R*OS13E4S**	ZB95K5E	147,410	121,340	109,220	97,670	58,350	50,400	-	-
R*OS15E4S**	ZB114K5E	172,980	142,480	128,200	114,640	68,670	59,580	-	-

#### 100°F Ambient

R*OS04E4S**	ZS29KAE	-	35,800	32,330	29,160	18,930	16,850	14,900	-
R*OS05E4S**	ZS33KAE	-	38,500	35,850	32,310	21,060	18,770	16,600	-
R*OS06E4S**	ZS38K4E	-	40,360	36,480	32,930	21,440	19,090	16,880	-
R*OS07E4S**	ZS45K4E	-	49,540	45,860	42,220	28,520	25,450	22,590	-
R*OS08E4S**	ZB58K5E	-	71,500	64,580	58,120	34,660	-	-	-
R*OS09E4S**	ZB66K5E	-	80,130	72,120	64,530	39,120	-	-	-
R*OS10E4S**	ZB76K5E	-	92,790	84,340	76,400	47,790	-	-	-
R*OS13E4S**	ZB95K5E	-	116,550	104,760	93,550	55,570	-	-	-
R*OS15E4S**	ZB114K5E	-	136,850	122,940	109,770	65,450	-	-	-

#### 110°F Ambient

R*OS04E4S**	ZS29KAE	-	33,230	29,960	27,010	17,470	15,530	-	-
R*OS05E4S**	ZS33KAE	-	35,100	33,000	29,740	19,430	17,320	-	-
R*OS06E4S**	ZS38K4E	-	37,410	33,790	30,480	19,780	17,590	-	-
R*OS07E4S**	ZS45K4E	-	47,170	43,620	40,110	26,940	23,990	-	-
R*OS08E4S**	ZB58K5E	-	66,030	59,550	53,400	30,040	-	-	-
R*OS09E4S**	ZB66K5E	-	73,480	66,020	59,010	36,000	-	-	-
R*OS10E4S**	ZB76K5E	-	86,010	78,310	70,980	43,530	-	-	-
R*OS13E4S**	ZB95K5E	-	106,680	95,620	85,190	50,180	-	-	-
R*OS15E4S**	ZB114K5E	-	125,280	112,240	99,930	59,180	-	-	-

\* Each asterisk represents a variable character based upon model, voltage, and vintage ordered. See page 4 for nomenclature.

‡ Multiply capacity by .83 when used with 50 Hz power.

#### Maximum 35°F Compressor Superheat

Published capacities are with 20°F compressor superheat. This provides a more accurate capacity at design conditions. Multiply by 1.05 to 1.07 for approximate capacities at 65°F return gas temperature.

# 3TO 22 HP

## Capacity Data (BTUH) - Extended Range Medium Temp. R407C Scroll - 60 Hz<sup>‡</sup>

### SUCTION TEMPERATURE

MODEL	COMP. MODEL	40°F	30°F	25°F	20°F	10°F	0°F	-5°F	-10°F
-------	-------------	------	------	------	------	------	-----	------	-------

#### 90°F Ambient

R*OS04E4S**	ZS29KAE	45,250	37,350	33,700	30,230	23,800	17,940	-	-
R*OS05E4S**	ZS33KAE	46,010	40,460	37,120	33,260	26,170	19,750	-	-
R*OS06E4S**	ZS38K4E	52,590	43,180	39,060	35,290	28,660	23,050	-	-
R*OS07E4S**	ZS45K4E	59,510	51,910	48,100	44,310	36,940	30,060	-	-
R*OS08E4S**	ZB58K5E	90,480	74,840	67,470	60,450	47,580	36,450	-	-
R*OS09E4S**	ZB66K5E	101,960	83,110	74,780	67,100	53,510	41,990	-	-
R*OS10E4S**	ZB76K5E	116,320	97,230	88,150	79,490	63,670	50,130	-	-
R*OS13E4S**	ZB95K5E	147,900	119,400	106,840	95,290	74,950	57,780	-	-
R*OS15E4S**	ZB114K5E	-	-	-	-	-	-	-	-

#### 95°F Ambient

R*OS04E4S**	ZS29KAE	44,030	36,350	32,820	29,440	23,140	-	-	-
R*OS05E4S**	ZS33KAE	45,070	38,720	36,110	32,360	25,440	-	-	-
R*OS06E4S**	ZS38K4E	50,920	41,740	37,740	34,080	27,660	-	-	-
R*OS07E4S**	ZS45K4E	58,160	50,660	46,920	43,200	35,990	-	-	-
R*OS08E4S**	ZB58K5E	88,230	72,650	65,310	58,330	45,560	-	-	-
R*OS09E4S**	ZB66K5E	99,080	80,660	72,550	65,060	51,760	-	-	-
R*OS10E4S**	ZB76K5E	113,480	94,500	85,590	77,100	61,650	-	-	-
R*OS13E4S**	ZB95K5E	142,990	115,280	103,090	91,850	72,010	-	-	-
R*OS15E4S**	ZB114K5E	-	-	-	-	-	-	-	-

#### 100°F Ambient

R*OS04E4S**	ZS29KAE	-	35,350	31,930	28,640	22,450	-	-	-
R*OS05E4S**	ZS33KAE	-	37,090	34,530	30,960	24,280	-	-	-
R*OS06E4S**	ZS38K4E	-	40,260	36,390	32,850	26,640	-	-	-
R*OS07E4S**	ZS45K4E	-	49,420	45,750	42,120	35,050	-	-	-
R*OS08E4S**	ZB58K5E	-	70,270	62,980	56,040	43,390	-	-	-
R*OS09E4S**	ZB66K5E	-	78,200	70,300	63,000	49,960	-	-	-
R*OS10E4S**	ZB76K5E	-	91,730	82,980	74,670	59,630	-	-	-
R*OS13E4S**	ZB95K5E	-	111,180	99,330	88,390	69,040	-	-	-
R*OS15E4S**	ZB114K5E	-	-	-	-	-	-	-	-

#### 110°F Ambient

R*OS04E4S**	ZS29KAE	-	33,430	30,150	27,010	20,950	-	-	-
R*OS05E4S**	ZS33KAE	-	34,450	32,400	29,010	22,610	-	-	-
R*OS06E4S**	ZS38K4E	-	37,320	33,710	30,400	24,610	-	-	-
R*OS07E4S**	ZS45K4E	-	47,050	43,510	40,010	33,220	-	-	-
R*OS08E4S**	ZB58K5E	-	65,080	57,880	51,070	38,730	-	-	-
R*OS09E4S**	ZB66K5E	-	73,300	65,780	58,810	46,260	-	-	-
R*OS10E4S**	ZB76K5E	-	86,070	77,680	69,750	55,570	-	-	-
R*OS13E4S**	ZB95K5E	-	103,010	91,810	81,470	62,910	-	-	-
R*OS15E4S**	ZB114K5E	-	-	-	-	-	-	-	-

\* Each asterisk represents a variable character based upon model, voltage, and vintage ordered. See page 4 for nomenclature.

‡ Multiply capacity by .83 when used with 50 Hz power.

#### Maximum 35°F Compressor Superheat

Published capacities are with 20°F compressor superheat. This provides a more accurate capacity at design conditions. Multiply by 1.05 to 1.07 for approximate capacities at 65°F return gas temperature.

# AIR COOLED CONDENSING UNITS

## Capacity Data (BTUH) - Extended Range Medium Temp. R407F Scroll - 60 Hz<sup>‡</sup>

### SUCTION TEMPERATURE

MODEL	COMP. MODEL	40°F	30°F	25°F	20°F	10°F	0°F	-5°F	-10°F
-------	-------------	------	------	------	------	------	-----	------	-------

#### 90°F Ambient

R*OS04E4S**	ZS29KAE	-	-	-	-	-	-	-	-
R*OS05E4S**	ZS33KAE	-	-	-	-	-	-	-	-
R*OS06E4S**	ZS38K4E	-	-	-	-	-	-	-	-
R*OS07E4S**	ZS45K4E	-	-	-	-	-	-	-	-
R*OS08E4S**	ZB58K5E	93,650	76,600	69,170	62,340	50,030	38,710	33,100	-
R*OS09E4S**	ZB66K5E	104,760	86,620	78,120	70,030	55,230	42,560	37,050	-
R*OS10E4S**	ZB76K5E	120,130	99,460	90,240	81,670	66,110	51,870	44,980	-
R*OS13E4S**	ZB95K5E	152,630	126,010	113,560	101,710	79,990	61,130	52,860	-
R*OS15E4S**	ZB114K5E	179,120	148,010	133,380	119,450	93,900	71,950	62,430	-

#### 95°F Ambient

R*OS04E4S**	ZS29KAE	-	-	-	-	-	-	-	-
R*OS05E4S**	ZS33KAE	-	-	-	-	-	-	-	-
R*OS06E4S**	ZS38K4E	-	-	-	-	-	-	-	-
R*OS07E4S**	ZS45K4E	-	-	-	-	-	-	-	-
R*OS08E4S**	ZB58K5E	90,430	74,100	66,930	60,300	48,160	36,770	-	-
R*OS09E4S**	ZB66K5E	101,190	83,410	75,140	67,290	52,980	40,800	-	-
R*OS10E4S**	ZB76K5E	116,030	96,140	87,310	79,060	63,930	49,860	-	-
R*OS13E4S**	ZB95K5E	147,410	121,340	109,220	97,670	76,570	58,350	-	-
R*OS15E4S**	ZB114K5E	172,980	142,480	128,200	114,640	89,880	68,670	-	-

#### 100°F Ambient

R*OS04E4S**	ZS29KAE	-	-	-	-	-	-	-	-
R*OS05E4S**	ZS33KAE	-	-	-	-	-	-	-	-
R*OS06E4S**	ZS38K4E	-	-	-	-	-	-	-	-
R*OS07E4S**	ZS45K4E	-	-	-	-	-	-	-	-
R*OS08E4S**	ZB58K5E	-	71,500	64,580	58,120	46,130	-	-	-
R*OS09E4S**	ZB66K5E	-	80,130	72,120	64,530	50,740	-	-	-
R*OS10E4S**	ZB76K5E	-	92,790	84,340	76,400	61,700	-	-	-
R*OS13E4S**	ZB95K5E	-	116,550	104,760	93,550	73,140	-	-	-
R*OS15E4S**	ZB114K5E	-	136,850	122,940	109,770	85,800	-	-	-

#### 110°F Ambient

R*OS04E4S**	ZS29KAE	-	-	-	-	-	-	-	-
R*OS05E4S**	ZS33KAE	-	-	-	-	-	-	-	-
R*OS06E4S**	ZS38K4E	-	-	-	-	-	-	-	-
R*OS07E4S**	ZS45K4E	-	-	-	-	-	-	-	-
R*OS08E4S**	ZB58K5E	-	66,030	59,550	53,400	-	-	-	-
R*OS09E4S**	ZB66K5E	-	73,480	66,020	59,010	-	-	-	-
R*OS10E4S**	ZB76K5E	-	86,010	78,310	70,980	-	-	-	-
R*OS13E4S**	ZB95K5E	-	106,680	95,620	85,190	-	-	-	-
R*OS15E4S**	ZB114K5E	-	125,280	112,240	99,930	-	-	-	-

\* Each asterisk represents a variable character based upon model, voltage, and vintage ordered. See page 4 for nomenclature.

‡ Multiply capacity by .83 when used with 50 Hz power.

#### Maximum 35°F Compressor Superheat

Published capacities are with 20°F compressor superheat. This provides a more accurate capacity at design conditions. Multiply by 1.05 to 1.07 for approximate capacities at 65°F return gas temperature.

# 3TO 22 HP

## Capacity Data (BTUH) - Extended Range Medium Temp. R448A, R449A Scroll - 60 Hz<sup>‡</sup>

### SUCTION TEMPERATURE

MODEL	COMP. MODEL	40°F	30°F	25°F	20°F	0°F	-5°F	-10°F	-20°F
-------	-------------	------	------	------	------	-----	------	-------	-------

#### 90°F Ambient

R*OS04E4S**	ZS29KAE	47,250	40,840	36,950	33,300	20,930	18,350	15,940	11,480
R*OS05E4S**	ZS33KAE	48,860	44,030	40,510	36,460	22,930	20,110	17,470	13,450
R*OS06E4S**	ZS38K4E	54,130	44,290	40,100	36,340	24,520	22,130	19,850	15,410
R*OS07E4S**	ZS45K4E	61,210	53,200	49,320	45,550	31,860	28,800	25,940	20,580
R*OS08E4S**	ZB58K5E	93,930	77,810	70,370	63,330	38,760	33,370	28,250	-
R*OS09E4S**	ZB66K5E	106,260	87,220	78,830	71,070	44,740	38,860	33,130	-
R*OS10E4S**	ZB76K5E	119,290	100,100	91,000	82,290	51,500	44,850	38,570	-
R*OS13E4S**	ZB95K5E	160,200	127,670	114,120	101,990	62,060	52,750	43,090	-
R*OS15E4S**	ZB114K5E	188,270	150,190	134,260	119,990	73,150	62,340	51,220	-

#### 95°F Ambient

R*OS04E4S**	ZS29KAE	45,050	39,460	35,700	32,160	20,170	17,670	15,350	10,670
R*OS05E4S**	ZS33KAE	47,630	41,840	39,100	35,180	22,120	19,400	16,850	13,520
R*OS06E4S**	ZS38K4E	52,410	42,800	38,740	35,080	23,640	21,310	19,110	14,820
R*OS07E4S**	ZS45K4E	59,810	51,920	48,120	44,420	30,990	28,020	25,240	19,990
R*OS08E4S**	ZB58K5E	90,700	75,270	68,090	61,260	36,820	31,300	-	-
R*OS09E4S**	ZB66K5E	102,640	83,990	75,820	68,290	42,890	37,330	-	-
R*OS10E4S**	ZB76K5E	115,220	96,750	88,050	79,660	49,500	42,810	-	-
R*OS13E4S**	ZB95K5E	154,720	122,940	109,760	97,940	59,240	50,300	-	-
R*OS15E4S**	ZB114K5E	181,810	144,580	129,050	115,160	69,820	59,490	-	-

#### 100°F Ambient

R*OS04E4S**	ZS29KAE	-	38,210	34,520	31,030	19,060	16,530	14,170	-
R*OS05E4S**	ZS33KAE	-	39,900	37,160	33,380	20,590	17,880	15,320	-
R*OS06E4S**	ZS38K4E	-	40,820	36,960	33,490	22,640	20,440	18,330	-
R*OS07E4S**	ZS45K4E	-	50,040	46,390	42,860	30,010	27,160	24,480	-
R*OS08E4S**	ZB58K5E	-	73,940	66,710	59,790	34,840	-	-	-
R*OS09E4S**	ZB66K5E	-	82,380	74,590	67,260	40,840	-	-	-
R*OS10E4S**	ZB76K5E	-	95,080	86,360	77,930	47,570	-	-	-
R*OS13E4S**	ZB95K5E	-	118,250	105,660	94,200	54,210	-	-	-
R*OS15E4S**	ZB114K5E	-	139,070	124,210	110,730	63,920	-	-	-

#### 110°F Ambient

R*OS04E4S**	ZS29KAE	-	35,490	31,930	28,580	16,930	14,430	-	-
R*OS05E4S**	ZS33KAE	-	36,400	34,140	30,560	18,280	15,620	-	-
R*OS06E4S**	ZS38K4E	-	37,230	33,710	30,540	20,660	18,640	-	-
R*OS07E4S**	ZS45K4E	-	46,900	43,460	40,140	28,100	25,430	-	-
R*OS08E4S**	ZB58K5E	-	69,000	61,970	55,160	30,010	-	-	-
R*OS09E4S**	ZB66K5E	-	76,900	69,640	62,690	35,980	-	-	-
R*OS10E4S**	ZB76K5E	-	89,060	80,760	72,670	43,030	-	-	-
R*OS13E4S**	ZB95K5E	-	108,330	96,510	85,590	44,860	-	-	-
R*OS15E4S**	ZB114K5E	-	127,450	113,480	100,580	52,960	-	-	-

\* Each asterisk represents a variable character based upon model, voltage, and vintage ordered. See page 4 for nomenclature.

‡ Multiply capacity by .83 when used with 50 Hz power.

#### Maximum 35°F Compressor Superheat

Published capacities are with 20°F compressor superheat. This provides a more accurate capacity at design conditions. Multiply by 1.05 to 1.07 for approximate capacities at 65°F return gas temperature.

# AIR COOLED CONDENSING UNITS

## Capacity Data (BTUH) - Extended Range Medium Temp. R404A Bitzer - 60 Hz†

### SUCTION TEMPERATURE

MODEL	COMP. MODEL	40°F	30°F	25°F	20°F	0°F	-5°F	-10°F	-20°F
-------	-------------	------	------	------	------	-----	------	-------	-------

#### 90°F Ambient

R*BS03E4S**	2DES-3	52,900	43,780	39,610	35,700	22,580	19,890	17,420	13,060
R*BS04E4S**	2CES-4	62,790	52,340	47,520	42,990	27,590	24,410	21,470	16,260
R*BS05E4S**	4FES-5	67,580	56,240	51,010	46,080	29,390	25,970	22,830	17,330
R*BS06E4S**	4EES-6	89,670	73,790	66,570	59,830	37,500	33,000	28,890	21,740
R*BS07E4S**	4DES-7	104,950	86,760	78,470	70,700	44,800	39,540	34,740	26,350
R*BS08E4S**	4CES-9	123,380	102,230	92,560	83,480	53,040	46,840	41,160	31,220
R*BS10E4S**	4TES-12	150,290	124,990	113,310	102,270	64,900	57,210	50,150	37,770
R*BS12E4S**	4PES-15	179,260	147,790	133,340	119,770	74,320	65,110	56,700	42,070
R*BS15E4S**	4NES-20	204,870	170,390	154,430	139,350	88,260	77,790	68,190	51,410

#### 95°F Ambient

R*BS03E4S**	2DES-3	50,370	41,620	37,630	33,870	21,310	18,740	16,380	12,220
R*BS04E4S**	2CES-4	59,810	49,780	45,170	40,820	26,080	23,030	20,220	15,260
R*BS05E4S**	4FES-5	64,240	53,410	48,410	43,710	27,800	24,540	21,550	16,320
R*BS06E4S**	4EES-6	85,400	70,180	63,270	56,810	35,460	31,160	27,230	20,420
R*BS07E4S**	4DES-7	100,120	82,660	74,690	67,240	42,400	37,370	32,780	24,770
R*BS08E4S**	4CES-9	117,830	97,480	88,160	79,430	50,170	44,220	38,770	29,280
R*BS10E4S**	4TES-12	143,140	118,860	107,640	97,050	61,190	53,830	47,080	35,280
R*BS12E4S**	4PES-15	170,760	140,490	126,590	113,540	69,900	61,080	53,040	39,100
R*BS15E4S**	4NES-20	195,440	162,190	146,840	132,340	83,290	73,250	64,070	48,060

#### 100°F Ambient

R*BS03E4S**	2DES-3	-	39,450	35,630	32,040	20,040	17,580	15,330	11,380
R*BS04E4S**	2CES-4	-	47,200	42,790	38,630	24,550	21,650	18,970	14,250
R*BS05E4S**	4FES-5	-	50,560	45,800	41,320	26,190	23,090	20,250	15,300
R*BS06E4S**	4EES-6	-	66,550	59,940	53,780	33,400	29,300	25,570	19,100
R*BS07E4S**	4DES-7	-	78,530	70,900	63,770	40,010	35,200	30,820	23,200
R*BS08E4S**	4CES-9	-	92,710	83,760	75,370	47,310	41,610	36,400	27,350
R*BS10E4S**	4TES-12	-	112,740	101,990	91,840	57,520	50,490	44,050	32,820
R*BS12E4S**	4PES-15	-	133,210	119,860	107,340	65,530	57,110	49,450	36,190
R*BS15E4S**	4NES-20	-	154,060	139,270	125,370	78,360	68,770	59,990	44,760

#### 110°F Ambient

R*BS03E4S**	2DES-3	-	35,070	31,580	28,330	17,460	15,250	13,230	9,690
R*BS04E4S**	2CES-4	-	42,010	38,000	34,240	21,480	18,860	16,450	12,220
R*BS05E4S**	4FES-5	-	44,830	40,550	36,520	22,940	20,170	17,640	13,220
R*BS06E4S**	4EES-6	-	59,230	53,250	47,660	29,270	25,580	22,230	16,440
R*BS07E4S**	4DES-7	-	70,220	63,280	56,770	35,200	30,860	26,910	20,060
R*BS08E4S**	4CES-9	-	83,100	74,930	67,260	41,630	36,450	31,730	23,560
R*BS10E4S**	4TES-12	-	100,420	90,670	81,450	50,270	43,920	38,120	28,040
R*BS12E4S**	4PES-15	-	118,650	106,450	95,020	56,940	49,330	42,410	30,540
R*BS15E4S**	4NES-20	-	137,540	124,120	111,440	68,630	59,930	52,000	38,320

\* Each asterisk represents a variable character based upon model, voltage, and vintage ordered. See page 4 for nomenclature.

† Multiply capacity by .83 when used with 50 Hz power.

Published capacities are with 20°F compressor superheat. This provides a more accurate capacity at design conditions. Multiply by 1.05 to 1.07 for approximate capacities at 65°F return gas temperature.

# 3TO 22 HP

## Capacity Data (BTUH) - Extended Range Medium Temp. R407A Bitzer - 60 Hz<sup>‡</sup>

### SUCTION TEMPERATURE

MODEL	COMP. MODEL	40°F	30°F	25°F	20°F	0°F	-5°F	-10°F	-20°F
-------	-------------	------	------	------	------	-----	------	-------	-------

#### 90°F Ambient

R*BS03E4S**	2DES-3	49,970	40,190	35,830	31,810	18,810	16,260	13,960	10,030
R*BS04E4S**	2CES-4	60,040	48,590	43,450	38,700	23,230	20,180	17,420	12,670
R*BS05E4S**	4FES-5	65,300	52,900	47,310	42,130	25,260	21,920	18,900	13,710
R*BS06E4S**	4EES-6	84,840	68,320	60,950	54,140	32,150	27,840	23,940	17,330
R*BS07E4S**	4DES-7	98,200	79,240	70,760	62,910	37,460	32,420	27,880	20,110
R*BS08E4S**	4CES-9	117,460	95,430	85,500	76,280	46,160	40,140	34,700	25,360
R*BS10E4S**	4TES-12	143,940	117,450	105,410	94,160	56,990	49,500	42,670	30,860
R*BS12E4S**	4PES-15	169,640	137,270	122,680	109,130	64,650	55,810	47,760	33,880
R*BS15E4S**	4NES-20	194,560	158,550	142,110	126,820	76,340	66,230	56,990	41,040

#### 95°F Ambient

R*BS03E4S**	2DES-3	48,040	38,550	34,320	30,410	17,830	15,380	13,160	9,380
R*BS04E4S**	2CES-4	57,860	46,650	41,660	37,050	22,080	19,140	16,470	11,910
R*BS05E4S**	4FES-5	62,900	50,740	45,330	40,300	23,970	20,760	17,840	12,860
R*BS06E4S**	4EES-6	81,560	65,530	58,380	51,770	30,510	26,350	22,600	16,210
R*BS07E4S**	4DES-7	94,510	75,980	67,750	60,140	35,510	30,660	26,300	18,830
R*BS08E4S**	4CES-9	113,190	91,610	81,960	73,030	43,850	38,070	32,840	23,850
R*BS10E4S**	4TES-12	138,450	112,500	100,850	89,970	54,050	46,820	40,240	28,880
R*BS12E4S**	4PES-15	163,020	131,350	117,210	104,080	61,110	52,570	44,830	31,520
R*BS15E4S**	4NES-20	187,110	151,890	135,960	121,130	72,290	62,550	53,690	38,380

#### 100°F Ambient

R*BS03E4S**	2DES-3	-	36,910	32,810	29,020	16,870	14,500	12,370	8,740
R*BS04E4S**	2CES-4	-	44,710	39,880	35,410	20,940	18,090	15,530	11,160
R*BS05E4S**	4FES-5	-	48,600	43,340	38,480	22,690	19,600	16,790	12,020
R*BS06E4S**	4EES-6	-	62,740	55,810	49,410	28,870	24,870	21,260	15,140
R*BS07E4S**	4DES-7	-	72,730	64,750	57,380	33,580	28,920	24,720	17,570
R*BS08E4S**	4CES-9	-	87,790	78,440	69,780	41,560	36,010	30,970	22,360
R*BS10E4S**	4TES-12	-	107,550	96,280	85,750	51,100	44,150	37,830	26,970
R*BS12E4S**	4PES-15	-	125,430	111,740	99,050	57,550	49,370	41,930	29,190
R*BS15E4S**	4NES-20	-	145,220	129,810	115,450	68,290	58,920	50,400	35,740

#### 110°F Ambient

R*BS03E4S**	2DES-3	-	33,630	29,790	26,240	14,930	12,740	10,770	-
R*BS04E4S**	2CES-4	-	40,830	36,320	32,150	18,660	16,040	13,680	-
R*BS05E4S**	4FES-5	-	44,330	39,410	34,860	20,170	17,310	14,740	-
R*BS06E4S**	4EES-6	-	57,230	50,730	44,750	25,660	21,950	18,630	-
R*BS07E4S**	4DES-7	-	66,250	58,800	51,910	29,760	25,470	21,620	-
R*BS08E4S**	4CES-9	-	80,190	71,440	63,340	37,080	31,930	27,320	-
R*BS10E4S**	4TES-12	-	97,620	87,120	77,350	45,250	38,850	33,060	-
R*BS12E4S**	4PES-15	-	113,680	100,870	89,010	50,570	43,010	36,250	-
R*BS15E4S**	4NES-20	-	131,840	117,510	104,120	60,380	51,740	43,950	-

\* Each asterisk represents a variable character based upon model, voltage, and vintage ordered. See page 4 for nomenclature.

‡ Multiply capacity by .83 when used with 50 Hz power.

#### Maximum 35°F Compressor Superheat

Published capacities are with 20°F compressor superheat. This provides a more accurate capacity at design conditions. Multiply by 1.05 to 1.07 for approximate capacities at 65°F return gas temperature.



# AIR COOLED CONDENSING UNITS

## Capacity Data (BTUH) - Extended Range Medium Temp. R407C Bitzer - 60 Hz†

### SUCTION TEMPERATURE

MODEL	COMP. MODEL	40°F	30°F	25°F	20°F	0°F	-5°F	-10°F	-20°F
-------	-------------	------	------	------	------	-----	------	-------	-------

#### 90°F Ambient

R*BS03E4S**	2DES-3	48,600	39,040	34,810	30,930	18,370	15,880	13,610	-
R*BS04E4S**	2CES-4	58,120	46,940	41,960	37,370	22,450	19,480	16,760	-
R*BS05E4S**	4FES-5	61,670	49,590	44,180	39,200	23,020	19,790	16,840	-
R*BS06E4S**	4EES-6	80,320	64,250	57,130	50,580	29,500	25,330	21,520	-
R*BS07E4S**	4DES-7	94,000	75,550	67,360	59,800	35,340	30,440	25,980	-
R*BS08E4S**	4CES-9	112,420	90,990	81,390	72,520	43,560	37,720	32,370	-
R*BS10E4S**	4TES-12	137,300	111,910	100,400	89,650	53,970	46,670	39,930	-
R*BS12E4S**	4PES-15	161,800	130,820	116,880	103,950	61,250	52,620	44,660	-
R*BS15E4S**	4NES-20	185,530	151,060	135,360	120,770	72,320	62,450	53,320	-

#### 95°F Ambient

R*BS03E4S**	2DES-3	46,730	37,520	33,440	29,680	17,530	15,120	12,910	-
R*BS04E4S**	2CES-4	56,010	45,140	40,330	35,900	21,460	18,570	15,910	-
R*BS05E4S**	4FES-5	59,280	47,510	42,320	37,500	21,850	18,730	15,850	-
R*BS06E4S**	4EES-6	77,060	61,580	54,710	48,390	28,020	23,970	20,270	-
R*BS07E4S**	4DES-7	90,380	72,480	64,570	57,280	33,610	28,870	24,540	-
R*BS08E4S**	4CES-9	108,240	87,390	78,120	69,570	41,520	35,870	30,670	-
R*BS10E4S**	4TES-12	132,190	107,330	96,200	85,800	51,280	44,210	37,690	-
R*BS12E4S**	4PES-15	155,640	125,350	111,850	99,310	58,000	49,630	41,940	-
R*BS15E4S**	4NES-20	178,600	144,920	129,710	115,560	68,620	59,070	50,270	-

#### 100°F Ambient

R*BS03E4S**	2DES-3	-	36,000	32,070	28,440	16,700	14,350	12,200	-
R*BS04E4S**	2CES-4	-	43,340	38,710	34,430	20,470	17,640	15,060	-
R*BS05E4S**	4FES-5	-	45,460	40,430	35,800	20,680	17,660	15,660	-
R*BS06E4S**	4EES-6	-	58,900	52,290	46,200	26,530	22,610	19,000	-
R*BS07E4S**	4DES-7	-	69,400	61,780	54,750	31,890	27,300	23,070	-
R*BS08E4S**	4CES-9	-	83,790	74,860	66,600	39,480	34,000	28,940	-
R*BS10E4S**	4TES-12	-	102,720	91,960	81,900	48,560	41,740	35,450	-
R*BS12E4S**	4PES-15	-	119,830	106,770	94,650	54,710	46,670	39,230	-
R*BS15E4S**	4NES-20	-	138,710	124,010	110,310	64,930	55,720	47,210	-

#### 110°F Ambient

R*BS03E4S**	2DES-3	-	32,940	29,300	25,930	14,990	12,780	10,730	-
R*BS04E4S**	2CES-4	-	39,710	35,440	31,480	18,440	15,790	13,340	-
R*BS05E4S**	4FES-5	-	41,330	36,690	32,400	18,350	15,500	12,870	-
R*BS06E4S**	4EES-6	-	53,590	47,470	41,830	23,560	19,870	16,470	-
R*BS07E4S**	4DES-7	-	63,240	56,210	49,710	28,420	24,110	20,130	-
R*BS08E4S**	4CES-9	-	76,570	68,320	60,670	35,410	30,230	25,470	-
R*BS10E4S**	4TES-12	-	93,370	83,370	74,050	43,130	36,810	30,990	-
R*BS12E4S**	4PES-15	-	108,740	96,550	85,250	48,200	40,710	33,890	-
R*BS15E4S**	4NES-20	-	126,110	112,480	99,730	57,580	49,020	41,160	-

\* Each asterisk represents a variable character based upon model, voltage, and vintage ordered. See page 4 for nomenclature.

† Multiply capacity by .83 when used with 50 Hz power.

Maximum 35°F Compressor Superheat

Published capacities are with 20°F compressor superheat. This provides a more accurate capacity at design conditions. Multiply by 1.05 to 1.07 for approximate capacities at 65°F return gas temperature.

# 3TO 22 HP

## Capacity Data (BTUH) - Extended Range Medium Temp. R407F Bitzer - 60 Hz<sup>‡</sup>

### SUCTION TEMPERATURE

MODEL	COMP. MODEL	40°F	30°F	25°F	20°F	0°F	-5°F	-10°F	-20°F
-------	-------------	------	------	------	------	-----	------	-------	-------

#### 90°F Ambient

R*BS03E4S**	2DES-3	53,020	42,730	38,140	33,890	20,130	17,430	14,980	10,800
R*BS04E4S**	2CES-4	63,730	51,660	46,240	41,220	24,820	21,580	18,650	13,590
R*BS05E4S**	4FES-5	69,410	56,290	50,370	44,880	26,980	23,430	20,220	14,700
R*BS06E4S**	4EES-6	90,190	72,710	64,900	57,690	34,350	29,760	25,620	18,590
R*BS07E4S**	4DES-7	104,400	84,340	75,360	67,040	40,030	34,670	29,840	21,580
R*BS08E4S**	4CES-9	124,830	101,530	91,010	81,240	49,280	42,880	37,090	27,160
R*BS10E4S**	4TES-12	150,310	122,960	110,490	98,810	59,980	52,090	44,860	32,260
R*BS12E4S**	4PES-15	177,900	144,360	129,190	115,080	68,440	59,090	50,540	35,680
R*BS15E4S**	4NES-20	204,830	167,400	150,270	134,290	81,180	70,450	60,590	43,450

#### 95°F Ambient

R*BS03E4S**	2DES-3	51,110	41,100	36,640	32,500	19,150	16,530	14,170	10,130
R*BS04E4S**	2CES-4	61,590	49,740	44,460	39,570	23,660	20,530	17,680	12,810
R*BS05E4S**	4FES-5	67,040	54,140	48,390	43,050	25,660	22,240	19,130	13,820
R*BS06E4S**	4EES-6	86,930	69,930	62,330	55,310	32,680	28,240	24,240	17,430
R*BS07E4S**	4DES-7	100,740	81,090	72,350	64,260	38,050	32,870	28,220	20,260
R*BS08E4S**	4CES-9	120,600	97,720	87,470	77,990	46,930	40,770	35,190	25,600
R*BS10E4S**	4TES-12	144,420	117,730	105,710	94,450	56,960	49,310	42,320	30,110
R*BS12E4S**	4PES-15	170,800	138,100	123,450	109,810	64,780	55,730	47,470	33,110
R*BS15E4S**	4NES-20	196,810	160,360	143,800	128,350	77,000	66,630	57,140	40,560

#### 100°F Ambient

R*BS03E4S**	2DES-3	-	39,480	35,130	31,110	18,170	15,640	13,360	9,460
R*BS04E4S**	2CES-4	-	47,810	42,690	37,940	22,500	19,450	16,710	12,030
R*BS05E4S**	4FES-5	-	52,000	46,400	41,220	24,360	21,060	18,050	12,950
R*BS06E4S**	4EES-6	-	67,140	59,760	52,940	31,000	26,730	22,860	16,320
R*BS07E4S**	4DES-7	-	77,840	69,340	61,490	36,080	31,090	26,600	18,950
R*BS08E4S**	4CES-9	-	93,900	83,950	74,720	44,590	38,660	33,270	24,060
R*BS10E4S**	4TES-12	-	112,530	100,940	90,070	53,910	46,550	39,790	28,020
R*BS12E4S**	4PES-15	-	131,860	117,730	104,580	61,100	52,390	44,410	30,560
R*BS15E4S**	4NES-20	-	153,320	137,360	122,440	72,860	62,850	53,670	37,660

#### 110°F Ambient

R*BS03E4S**	2DES-3	-	36,210	32,120	28,330	16,190	13,820	11,690	-
R*BS04E4S**	2CES-4	-	43,950	39,130	34,670	20,170	17,340	14,790	-
R*BS05E4S**	4FES-5	-	47,720	42,450	37,570	21,780	18,700	15,930	-
R*BS06E4S**	4EES-6	-	61,620	54,660	48,240	27,720	23,720	20,150	-
R*BS07E4S**	4DES-7	-	71,350	63,370	55,980	32,160	27,540	23,390	-
R*BS08E4S**	4CES-9	-	86,300	76,930	68,240	40,010	34,460	29,500	-
R*BS10E4S**	4TES-12	-	102,140	91,420	81,390	47,860	41,020	34,750	-
R*BS12E4S**	4PES-15	-	119,530	106,390	94,150	53,850	45,730	38,390	-
R*BS15E4S**	4NES-20	-	139,270	124,520	110,660	64,640	55,320	46,820	-

\* Each asterisk represents a variable character based upon model, voltage, and vintage ordered. See page 4 for nomenclature.

‡ Multiply capacity by .83 when used with 50 Hz power.

#### Maximum 35°F Compressor Superheat

Published capacities are with 20°F total superheat. This provides a more accurate capacity at design conditions. Multiply by 1.05 to 1.07 for approximate capacities at 65°F return gas temperature.

# AIR COOLED CONDENSING UNITS

## Capacity Data (BTUH) - Extended Range Medium Temp. R448A, R449A Bitzer - 60 Hz<sup>‡</sup>

### SUCTION TEMPERATURE

MODEL	COMP. MODEL	40°F	30°F	25°F	20°F	0°F	-5°F	-10°F	-20°F
-------	-------------	------	------	------	------	-----	------	-------	-------

#### 90°F Ambient

R*BS03E4S**	2DES-3	50,900	41,140	36,780	32,750	19,670	17,090	14,750	10,030
R*BS04E4S**	2CES-4	61,160	49,710	44,570	39,800	24,210	21,130	18,320	12,670
R*BS05E4S**	4FES-5	66,620	54,180	48,570	43,360	26,330	22,950	19,880	13,710
R*BS06E4S**	4EES-6	86,570	70,000	62,590	55,740	33,540	29,170	25,200	17,330
R*BS07E4S**	4DES-7	100,220	81,200	72,690	64,790	39,100	33,990	29,380	20,110
R*BS08E4S**	4CES-9	119,800	97,710	87,730	78,460	48,070	41,970	36,440	25,360
R*BS10E4S**	4TES-12	147,680	120,370	107,990	96,450	58,520	50,940	44,050	30,860
R*BS12E4S**	4PES-15	174,050	140,600	125,560	111,630	66,220	57,290	49,180	33,880
R*BS15E4S**	4NES-20	201,180	164,020	147,100	131,390	79,820	69,570	60,240	41,040

#### 95°F Ambient

R*BS03E4S**	2DES-3	48,960	39,490	35,260	31,340	18,680	16,190	13,940	10,070
R*BS04E4S**	2CES-4	58,970	47,760	42,760	38,130	23,040	20,060	17,350	12,690
R*BS05E4S**	4FES-5	64,200	52,000	46,560	41,500	25,010	21,760	18,790	13,710
R*BS06E4S**	4EES-6	83,260	67,170	59,990	53,330	31,860	27,640	23,820	17,300
R*BS07E4S**	4DES-7	96,500	77,910	69,640	61,980	37,110	32,190	27,750	20,130
R*BS08E4S**	4CES-9	115,490	93,840	84,140	75,160	45,700	39,840	34,520	25,350
R*BS10E4S**	4TES-12	141,880	115,180	103,220	92,080	55,490	48,180	41,560	30,200
R*BS12E4S**	4PES-15	167,040	134,360	119,820	106,350	62,560	53,950	46,180	32,920
R*BS15E4S**	4NES-20	193,380	157,100	140,730	125,520	75,710	65,850	56,920	41,590

#### 100°F Ambient

R*BS03E4S**	2DES-3	-	37,840	33,740	29,940	17,700	15,300	13,130	9,410
R*BS04E4S**	2CES-4	-	45,800	40,960	36,470	21,880	18,990	16,380	11,910
R*BS05E4S**	4FES-5	-	49,830	44,540	39,650	23,700	20,570	17,710	12,840
R*BS06E4S**	4EES-6	-	64,350	57,380	50,940	30,180	26,120	22,440	16,200
R*BS07E4S**	4DES-7	-	74,620	66,600	59,180	35,130	30,400	26,130	18,820
R*BS08E4S**	4CES-9	-	89,960	80,570	71,850	43,350	37,720	32,590	23,800
R*BS10E4S**	4TES-12	-	110,010	98,470	87,700	52,460	45,450	39,090	28,250
R*BS12E4S**	4PES-15	-	128,160	114,100	101,100	58,900	50,670	43,210	30,560
R*BS15E4S**	4NES-20	-	150,190	134,390	119,680	71,660	62,190	53,610	38,950

#### 110°F Ambient

R*BS03E4S**	2DES-3	-	34,530	30,690	27,130	15,720	13,490	11,470	8,060
R*BS04E4S**	2CES-4	-	41,880	37,360	33,170	19,530	16,870	14,460	10,350
R*BS05E4S**	4FES-5	-	45,490	40,550	35,960	21,110	18,210	15,590	11,120
R*BS06E4S**	4EES-6	-	58,750	52,210	46,190	26,880	23,110	19,730	14,020
R*BS07E4S**	4DES-7	-	68,040	60,550	53,610	31,210	26,850	22,920	16,240
R*BS08E4S**	4CES-9	-	82,230	73,440	65,280	38,740	33,510	28,810	20,860
R*BS10E4S**	4TES-12	-	99,710	88,980	79,020	46,480	40,040	34,240	24,340
R*BS12E4S**	4PES-15	-	115,910	102,800	90,700	51,770	44,190	37,450	25,950
R*BS15E4S**	4NES-20	-	136,420	121,770	108,100	63,690	54,980	47,150	33,770

\* Each asterisk represents a variable character based upon model, voltage, and vintage ordered. See page 4 for nomenclature.

‡ Multiply capacity by .83 when used with 50 Hz power.

#### Maximum 35°F Compressor Superheat

Published capacities are with 20°F total superheat. This provides a more accurate capacity at design conditions. Multiply by 1.05 to 1.07 for approximate capacities at 65°F return gas temperature.

# 3TO 22 HP

## Capacity Data (BTUH) - Low Temp. R404A Discus - 60 Hz<sup>‡</sup>

### SUCTION TEMPERATURE

MODEL	COMP. MODEL	0°F	-5°F	-10°F	-15°F	-20°F	-25°F	-30°F	-40°F
-------	-------------	-----	------	-------	-------	-------	-------	-------	-------

#### 90°F Ambient

R*DS03L4S**	2DF3F16KE	31,700	28,270	25,030	21,920	19,000	16,300	13,810	9,370
R*DS04L4S**	2DL3F20KE	37,990	33,810	29,890	26,240	22,850	19,700	16,790	11,700
R*DS05L4S**	2DA3F23KE	42,260	37,800	33,620	29,710	26,070	22,670	19,490	13,760
R*DS06L4S**	3DA3F28KE	53,930	47,920	42,340	37,200	32,460	28,110	24,140	17,270
R*DS08L4S**	3DB3F33KE	62,620	55,750	49,380	43,500	38,090	33,090	28,470	20,280
R*DS09L4S**	3DF3F40KE	75,180	67,070	59,500	52,460	45,940	39,930	34,410	24,750
R*DS10L4S**	3DS3F46KE	82,210	73,870	65,990	58,610	51,710	45,270	39,300	28,620
R*DS12L4S**	4DBNF54KE	91,500	81,890	73,030	64,860	57,250	50,050	43,160	29,630
R*DS15L4S**	4DHNF63KE	106,030	95,470	85,670	76,500	67,910	59,790	52,050	37,240
R*DS22L4S**	4DJNF76KE	129,720	117,150	105,320	94,130	83,500	73,310	63,490	44,470

#### 95°F Ambient

R*DS03L4S**	2DF3F16KE	29,980	26,700	23,610	20,600	17,790	15,190	12,770	8,410
R*DS04L4S**	2DL3F20KE	36,010	32,000	28,250	24,750	21,500	18,480	15,680	10,760
R*DS05L4S**	2DA3F23KE	40,090	35,830	31,820	28,080	24,590	21,320	18,260	12,720
R*DS06L4S**	3DA3F28KE	51,410	45,640	40,290	35,350	30,780	26,580	22,730	16,030
R*DS08L4S**	3DB3F33KE	59,740	53,170	47,070	41,430	36,230	31,400	26,940	18,960
R*DS09L4S**	3DF3F40KE	71,780	63,990	56,730	49,960	43,690	37,890	32,550	23,190
R*DS10L4S**	3DS3F46KE	78,500	70,520	62,990	55,900	49,270	43,060	37,310	26,980
R*DS12L4S**	4DBNF54KE	87,090	77,860	69,370	61,500	54,110	47,130	40,340	26,970
R*DS15L4S**	4DHNF63KE	100,900	90,730	81,270	72,400	64,100	56,240	48,730	34,360
R*DS22L4S**	4DJNF76KE	123,410	111,290	99,910	89,110	78,840	68,990	59,460	40,990

#### 100°F Ambient

R*DS03L4S**	2DF3F16KE	28,260	25,150	22,190	19,330	16,640	14,120	11,760	7,450
R*DS04L4S**	2DL3F20KE	34,020	30,200	26,610	23,260	20,150	17,260	14,570	9,830
R*DS05L4S**	2DA3F23KE	37,920	33,840	30,030	26,450	23,110	19,980	17,040	11,670
R*DS06L4S**	3DA3F28KE	48,890	43,360	38,230	33,480	29,080	25,020	21,290	14,760
R*DS08L4S**	3DB3F33KE	56,870	50,590	44,770	39,350	34,350	29,700	25,380	17,610
R*DS09L4S**	3DF3F40KE	68,360	60,920	53,960	47,470	41,450	35,850	30,700	21,630
R*DS10L4S**	3DS3F46KE	74,720	67,090	59,890	53,100	46,730	40,790	35,230	25,240
R*DS12L4S**	4DBNF54KE	82,650	73,830	65,680	58,080	50,930	44,120	37,470	24,280
R*DS15L4S**	4DHNF63KE	95,870	86,100	77,000	68,450	60,420	52,820	45,550	31,610
R*DS22L4S**	4DJNF76KE	117,160	105,540	94,570	84,160	74,230	64,680	55,430	37,450

#### 110°F Ambient

R*DS03L4S**	2DF3F16KE	25,170	22,170	19,380	16,740	14,260	11,900	9,670	5,440
R*DS04L4S**	2DL3F20KE	30,040	26,570	23,320	20,290	17,460	14,810	12,350	7,980
R*DS05L4S**	2DA3F23KE	33,600	29,910	26,460	23,200	20,150	17,290	14,580	9,610
R*DS06L4S**	3DA3F28KE	43,790	38,750	34,040	29,650	25,580	21,810	18,310	12,120
R*DS08L4S**	3DB3F33KE	51,150	45,440	40,130	35,190	30,570	26,240	22,210	14,860
R*DS09L4S**	3DF3F40KE	61,500	54,730	48,400	42,440	36,920	31,770	26,990	18,530
R*DS10L4S**	3DS3F46KE	66,960	60,020	53,460	47,250	41,390	35,940	30,790	21,480
R*DS12L4S**	4DBNF54KE	73,650	65,620	58,150	51,100	44,410	37,910	31,560	18,770
R*DS15L4S**	4DHNF63KE	86,090	77,150	68,790	60,920	53,470	46,400	39,620	26,580
R*DS22L4S**	4DJNF76KE	104,870	94,150	84,020	74,340	65,050	56,130	47,390	30,330

\* Each asterisk represents a variable character based upon model, voltage, and vintage ordered. See page 4 for nomenclature.

‡ Multiply capacity by .83 when used with 50 Hz power.

Published capacities are with 20°F compressor superheat. This provides a more accurate capacity at design conditions. Multiply by 1.1 to 1.15 for approximate capacities at 65°F return gas temperature.

# AIR COOLED CONDENSING UNITS

## Capacity Data (BTUH) - Low Temp. R407A Discus - 60 Hz<sup>‡</sup>

### SUCTION TEMPERATURE

MODEL	COMP. MODEL	0°F	-5°F	-10°F	-15°F	-20°F	-25°F	-30°F	-40°F
-------	-------------	-----	------	-------	-------	-------	-------	-------	-------

#### 90°F Ambient

R*DS03L4S**	2DF3F16KE	24,920	21,270	18,060	15,190	12,640	10,390	8,330	4,600
R*DS04L4S**	2DL3F20KE	31,830	27,620	23,730	20,160	16,860	13,810	11,120	6,510
R*DS05L4S**	2DA3F23KE	36,660	31,800	27,370	23,290	19,590	16,200	13,110	7,700
R*DS06L4S**	3DA3F28KE	46,990	40,590	34,870	29,780	25,100	20,940	17,100	10,090
R*DS08L4S**	3DB3F33KE	55,700	48,510	42,100	36,320	31,060	26,370	21,920	13,340
R*DS09L4S**	3DF3F40KE	67,020	58,500	50,690	43,520	36,880	30,860	25,230	15,070
R*DS10L4S**	3DS3F46KE	71,570	62,390	54,080	46,530	39,610	33,160	27,220	16,060
R*DS12L4S**	4DBNF54KE	82,330	72,940	64,070	55,700	47,790	40,450	33,650	21,320
R*DS15L4S**	4DHNF63KE	94,550	84,630	75,240	66,340	57,930	50,040	42,680	29,620
R*DS22L4S**	4DJNF76KE	123,010	108,260	94,690	82,400	71,380	61,650	53,270	40,690

#### 95°F Ambient

R*DS03L4S**	2DF3F16KE	23,710	20,160	17,050	14,270	11,810	9,650	7,660	4,030
R*DS04L4S**	2DL3F20KE	30,290	26,250	22,450	19,010	15,780	12,910	10,300	5,910
R*DS05L4S**	2DA3F23KE	34,820	30,170	25,860	21,920	18,370	15,110	12,170	7,140
R*DS06L4S**	3DA3F28KE	44,790	38,600	33,030	28,060	23,550	19,470	15,720	8,810
R*DS08L4S**	3DB3F33KE	53,210	46,150	39,860	34,190	29,050	24,420	19,990	11,630
R*DS09L4S**	3DF3F40KE	64,130	55,740	48,050	41,010	34,510	28,630	23,150	13,400
R*DS10L4S**	3DS3F46KE	68,360	59,390	51,260	43,890	37,150	30,870	25,100	14,300
R*DS12L4S**	4DBNF54KE	78,650	69,500	60,900	52,780	45,090	37,940	31,280	19,140
R*DS15L4S**	4DHNF63KE	90,080	80,990	71,900	63,290	55,170	47,480	40,340	27,590
R*DS22L4S**	4DJNF76KE	116,760	103,560	90,360	78,430	67,830	58,500	50,500	38,690

#### 100°F Ambient

R*DS03L4S**	2DF3F16KE	22,520	19,080	16,050	13,370	11,010	8,930	7,020	3,500
R*DS04L4S**	2DL3F20KE	28,740	24,800	21,170	17,810	14,780	12,000	9,510	5,300
R*DS05L4S**	2DA3F23KE	32,650	28,490	24,320	20,540	17,100	14,030	11,250	6,600
R*DS06L4S**	3DA3F28KE	42,570	36,570	31,160	26,320	21,930	17,950	14,270	7,460
R*DS08L4S**	3DB3F33KE	50,770	43,840	37,660	32,090	27,120	22,510	18,260	9,940
R*DS09L4S**	3DF3F40KE	61,250	52,980	45,420	38,510	32,150	26,430	21,170	11,720
R*DS10L4S**	3DS3F46KE	65,050	56,330	48,410	41,240	34,620	28,560	23,050	12,530
R*DS12L4S**	4DBNF54KE	74,840	66,000	57,660	49,770	42,290	35,280	28,940	16,970
R*DS15L4S**	4DHNF63KE	86,120	77,310	68,510	60,200	52,320	44,880	37,920	25,460
R*DS22L4S**	4DJNF76KE	111,460	98,690	85,910	74,390	64,170	55,240	47,630	36,570

#### 110°F Ambient

R*DS03L4S**	2DF3F16KE	20,330	16,990	14,130	11,650	9,480	7,560	5,800	2,500
R*DS04L4S**	2DL3F20KE	25,590	21,940	18,590	15,510	12,740	10,220	7,980	4,100
R*DS05L4S**	2DA3F23KE	29,170	24,980	21,190	17,750	14,690	11,920	9,460	5,450
R*DS06L4S**	3DA3F28KE	38,110	32,510	27,390	22,850	18,670	14,890	11,360	4,710
R*DS08L4S**	3DB3F33KE	46,110	39,430	33,470	28,090	23,220	18,810	14,650	6,490
R*DS09L4S**	3DF3F40KE	55,580	47,570	40,280	33,630	27,560	22,110	17,200	8,480
R*DS10L4S**	3DS3F46KE	58,390	50,130	42,660	35,840	29,650	24,070	18,920	9,220
R*DS12L4S**	4DBNF54KE	67,060	58,770	50,930	43,470	36,410	29,950	23,740	12,290
R*DS15L4S**	4DHNF63KE	78,050	69,870	61,690	53,900	46,520	39,530	32,920	21,010
R*DS22L4S**	4DJNF76KE	100,770	88,800	76,830	66,100	56,600	48,420	41,580	31,900

\* Each asterisk represents a variable character based upon model, voltage, and vintage ordered. See page 4 for nomenclature.

Demand Cooling™ required.

‡ Multiply capacity by .83 when used with 50 Hz power.

Published capacities are with 20°F compressor superheat. This provides a more accurate capacity at design conditions. Multiply by 1.1 to 1.15 for approximate capacities at 65°F return gas temperature.

# 3TO 22 HP

## Capacity Data (BTUH) - Low Temp. R407C Discus - 60 Hz<sup>‡</sup>

### SUCTION TEMPERATURE

MODEL	COMP. MODEL	0°F	-5°F	-10°F	-15°F	-20°F	-25°F	-30°F	-40°F
<b>90°F Ambient</b>									
R*DS03L4S**	2DF3F16KE	22,790	19,520	16,640	14,040	11,710	9,650	7,750	4,280
R*DS04L4S**	2DL3F20KE	29,110	25,360	21,870	18,640	15,630	12,820	10,330	6,050
R*DS05L4S**	2DA3F23KE	33,520	29,200	25,230	21,540	18,160	15,040	12,180	7,150
R*DS06L4S**	3DA3F28KE	43,600	37,730	32,350	27,450	22,900	18,860	15,190	8,900
R*DS08L4S**	3DB3F33KE	51,750	45,130	39,060	33,470	28,330	23,750	19,500	11,880
R*DS09L4S**	3DF3F40KE	60,780	53,780	46,890	40,200	33,770	27,850	22,380	13,350
R*DS10L4S**	3DS3F46KE	64,030	56,400	49,150	42,280	35,790	29,650	24,030	14,030
R*DS12L4S**	4DBNF54KE	77,010	67,410	58,570	50,450	42,930	36,080	29,810	18,450
R*DS15L4S**	4DHNF63KE	88,400	78,210	68,810	60,110	52,050	44,630	37,790	25,710
R*DS22L4S**	4DJNF76KE	105,060	91,560	79,890	69,810	61,010	53,140	45,900	31,830

### 95°F Ambient

R*DS03L4S**	2DF3F16KE	21,680	18,510	15,710	13,190	10,940	8,960	7,120	3,750
R*DS04L4S**	2DL3F20KE	27,700	24,100	20,690	17,580	14,630	11,990	9,570	5,490
R*DS05L4S**	2DA3F23KE	31,840	27,710	23,840	20,270	17,030	14,030	11,310	6,630
R*DS06L4S**	3DA3F28KE	41,560	35,880	30,640	25,860	21,490	17,530	13,960	7,770
R*DS08L4S**	3DB3F33KE	49,430	42,940	36,980	31,510	26,490	21,990	17,780	10,360
R*DS09L4S**	3DF3F40KE	58,160	51,250	44,450	37,890	31,600	25,840	20,540	11,870
R*DS10L4S**	3DS3F46KE	61,160	53,690	46,590	39,880	33,560	27,600	22,160	12,490
R*DS12L4S**	4DBNF54KE	73,570	64,230	55,680	47,800	40,510	33,840	27,710	16,560
R*DS15L4S**	4DHNF63KE	84,220	74,850	65,760	57,340	49,570	42,350	35,720	23,940
R*DS22L4S**	4DJNF76KE	99,720	87,580	76,230	66,450	57,970	50,430	43,510	30,270

### 100°F Ambient

R*DS03L4S**	2DF3F16KE	20,700	17,640	14,910	12,480	10,300	8,360	6,550	3,170
R*DS04L4S**	2DL3F20KE	26,410	22,930	19,680	16,620	13,830	11,220	8,860	4,800
R*DS05L4S**	2DA3F23KE	30,000	26,340	22,610	19,170	16,000	13,120	10,470	5,970
R*DS06L4S**	3DA3F28KE	39,680	34,150	29,040	24,360	20,080	16,210	12,700	6,600
R*DS08L4S**	3DB3F33KE	47,300	40,900	35,030	29,630	24,760	20,270	16,210	8,820
R*DS09L4S**	3DF3F40KE	56,000	49,020	42,210	35,680	29,480	23,860	18,800	10,570
R*DS10L4S**	3DS3F46KE	58,690	51,300	44,270	37,670	31,430	25,670	20,490	11,220
R*DS12L4S**	4DBNF54KE	70,310	61,190	52,820	45,110	37,970	31,400	25,530	14,530
R*DS15L4S**	4DHNF63KE	80,900	71,700	62,790	54,580	46,960	39,920	33,410	21,860
R*DS22L4S**	4DJNF76KE	95,670	84,060	73,160	63,740	55,530	48,180	41,380	28,110

### 110°F Ambient

R*DS03L4S**	2DF3F16KE	19,070	16,060	13,410	11,030	8,870	6,880	5,000	1,510
R*DS04L4S**	2DL3F20KE	24,000	20,740	17,640	14,680	11,910	9,290	6,870	2,610
R*DS05L4S**	2DA3F23KE	27,360	23,610	20,110	16,800	13,730	10,830	8,140	3,540
R*DS06L4S**	3DA3F28KE	35,860	30,600	25,650	21,160	16,990	13,240	9,820	3,850
R*DS08L4S**	3DB3F33KE	43,260	36,980	31,200	25,870	21,000	16,610	12,580	5,310
R*DS09L4S**	3DF3F40KE	52,010	44,750	37,780	31,190	25,100	19,690	15,050	8,070
R*DS10L4S**	3DS3F46KE	53,730	46,340	39,400	32,910	26,950	21,630	16,890	8,930
R*DS12L4S**	4DBNF54KE	63,770	54,880	46,730	39,210	32,290	26,080	20,230	9,570
R*DS15L4S**	4DHNF63KE	74,260	65,270	56,600	48,570	41,170	34,310	27,950	16,630
R*DS22L4S**	4DJNF76KE	88,250	77,630	67,510	58,650	50,700	43,370	36,290	21,460

\* Each asterisk represents a variable character based upon model, voltage, and vintage ordered. See page 4 for nomenclature.

Demand Cooling™ required.

‡ Multiply capacity by .83 when used with 50 Hz power.

Published capacities are with 20°F compressor superheat. This provides a more accurate capacity at design conditions. Multiply by 1.1 to 1.15 for approximate capacities at 65°F return gas temperature.

# AIR COOLED CONDENSING UNITS

## Capacity Data (BTUH) - Low Temp. R407F Discus - 60 Hz<sup>‡</sup>

### SUCTION TEMPERATURE

MODEL	COMP. MODEL	0°F	-5°F	-10°F	-15°F	-20°F	-25°F	-30°F	-40°F
-------	-------------	-----	------	-------	-------	-------	-------	-------	-------

#### 90°F Ambient

R*DS03L4S**	2DF3F16KE	24,920	21,270	18,060	15,190	12,640	10,390	8,330	4,600
R*DS04L4S**	2DL3F20KE	31,830	27,620	23,730	20,160	16,860	13,810	11,120	6,510
R*DS05L4S**	2DA3F23KE	36,660	31,800	27,370	23,290	19,590	16,200	13,110	7,700
R*DS06L4S**	3DA3F28KE	46,990	40,590	34,870	29,780	25,100	20,940	17,100	10,090
R*DS08L4S**	3DB3F33KE	55,700	48,510	42,100	36,320	31,060	26,370	21,920	13,340
R*DS09L4S**	3DF3F40KE	67,020	58,500	50,690	43,520	36,880	30,860	25,230	15,070
R*DS10L4S**	3DS3F46KE	71,570	62,390	54,080	46,530	39,610	33,160	27,220	16,060
R*DS12L4S**	4DBNF54KE	82,330	72,940	64,070	55,700	47,790	40,450	33,650	21,320
R*DS15L4S**	4DHNF63KE	94,550	84,630	75,240	66,340	57,930	50,040	42,680	29,620
R*DS22L4S**	4DJNF76KE	123,010	108,260	94,690	82,400	71,380	61,650	53,270	40,690

#### 95°F Ambient

R*DS03L4S**	2DF3F16KE	23,710	20,160	17,050	14,270	11,810	9,650	7,660	4,030
R*DS04L4S**	2DL3F20KE	30,290	26,250	22,450	19,010	15,780	12,910	10,300	5,910
R*DS05L4S**	2DA3F23KE	34,820	30,170	25,860	21,920	18,370	15,110	12,170	7,140
R*DS06L4S**	3DA3F28KE	44,790	38,600	33,030	28,060	23,550	19,470	15,720	8,810
R*DS08L4S**	3DB3F33KE	53,210	46,150	39,860	34,190	29,050	24,420	19,990	11,630
R*DS09L4S**	3DF3F40KE	64,130	55,740	48,050	41,010	34,510	28,630	23,150	13,400
R*DS10L4S**	3DS3F46KE	68,360	59,390	51,260	43,890	37,150	30,870	25,100	14,300
R*DS12L4S**	4DBNF54KE	78,650	69,500	60,900	52,780	45,090	37,940	31,280	19,140
R*DS15L4S**	4DHNF63KE	90,080	80,990	71,900	63,290	55,170	47,480	40,340	27,590
R*DS22L4S**	4DJNF76KE	116,760	103,560	90,360	78,430	67,830	58,500	50,500	38,690

#### 100°F Ambient

R*DS03L4S**	2DF3F16KE	22,520	19,080	16,050	13,370	11,010	8,930	7,020	3,500
R*DS04L4S**	2DL3F20KE	28,740	24,800	21,170	17,810	14,780	12,000	9,510	5,300
R*DS05L4S**	2DA3F23KE	32,650	28,490	24,320	20,540	17,100	14,030	11,250	6,600
R*DS06L4S**	3DA3F28KE	42,570	36,570	31,160	26,320	21,930	17,950	14,270	7,460
R*DS08L4S**	3DB3F33KE	50,770	43,840	37,660	32,090	27,120	22,510	18,260	9,940
R*DS09L4S**	3DF3F40KE	61,250	52,980	45,420	38,510	32,150	26,430	21,170	11,720
R*DS10L4S**	3DS3F46KE	65,050	56,330	48,410	41,240	34,620	28,560	23,050	12,530
R*DS12L4S**	4DBNF54KE	74,840	66,000	57,660	49,770	42,290	35,280	28,940	16,970
R*DS15L4S**	4DHNF63KE	86,120	77,310	68,510	60,200	52,320	44,880	37,920	25,460
R*DS22L4S**	4DJNF76KE	111,460	98,690	85,910	74,390	64,170	55,240	47,630	36,570

#### 110°F Ambient

R*DS03L4S**	2DF3F16KE	20,330	16,990	14,130	11,650	9,480	7,560	5,800	2,500
R*DS04L4S**	2DL3F20KE	25,590	21,940	18,590	15,510	12,740	10,220	7,980	4,100
R*DS05L4S**	2DA3F23KE	29,170	24,980	21,190	17,750	14,690	11,920	9,460	5,450
R*DS06L4S**	3DA3F28KE	38,110	32,510	27,390	22,850	18,670	14,890	11,360	4,710
R*DS08L4S**	3DB3F33KE	46,110	39,430	33,470	28,090	23,220	18,810	14,650	6,490
R*DS09L4S**	3DF3F40KE	55,580	47,570	40,280	33,630	27,560	22,110	17,200	8,480
R*DS10L4S**	3DS3F46KE	58,390	50,130	42,660	35,840	29,650	24,070	18,920	9,220
R*DS12L4S**	4DBNF54KE	67,060	58,770	50,930	43,470	36,410	29,950	23,740	12,290
R*DS15L4S**	4DHNF63KE	78,050	69,870	61,690	53,900	46,520	39,530	32,920	21,010
R*DS22L4S**	4DJNF76KE	100,770	88,800	76,830	66,100	56,600	48,420	41,580	31,900

\* Each asterisk represents a variable character based upon model, voltage, and vintage ordered. See page 4 for nomenclature.

Demand Cooling™ required.

‡ Multiply capacity by .83 when used with 50 Hz power.

Published capacities are with 20°F compressor superheat. This provides a more accurate capacity at design conditions. Multiply by 1.1 to 1.15 for approximate capacities at 65°F return gas temperature.

# 3TO 22 HP

## Capacity Data (BTUH) - Low Temp. R448A, R449A Discus - 60 Hz<sup>‡</sup>

### SUCTION TEMPERATURE

MODEL	COMP. MODEL	0°F	-5°F	-10°F	-15°F	-20°F	-25°F	-30°F	-40°F
-------	-------------	-----	------	-------	-------	-------	-------	-------	-------

#### 90°F Ambient

R*DS03L4S**	2DF3F16KE	25,790	22,040	18,730	15,770	13,140	10,840	8,760	5,070
R*DS04L4S**	2DL3F20KE	32,980	28,630	24,610	20,920	17,530	14,410	11,700	7,210
R*DS05L4S**	2DA3F23KE	37,890	32,880	28,350	24,180	20,410	16,940	13,760	8,090
R*DS06L4S**	3DA3F28KE	48,750	42,170	36,210	30,890	26,030	21,810	18,050	11,810
R*DS08L4S**	3DB3F33KE	57,610	50,230	43,630	37,690	32,300	27,530	23,070	14,700
R*DS09L4S**	3DF3F40KE	69,330	60,590	52,550	45,170	38,350	32,220	26,550	16,600
R*DS10L4S**	3DS3F46KE	74,040	64,620	56,070	48,300	41,190	34,620	28,640	17,690
R*DS12L4S**	4DBNF54KE	85,190	75,550	66,420	57,810	49,700	42,230	35,420	23,470
R*DS15L4S**	4DHNF63KE	97,340	87,210	77,780	68,900	60,480	52,440	44,680	29,560
R*DS22L4S**	4DJNF76KE	126,050	110,970	97,590	85,690	74,910	64,920	55,410	36,340

#### 95°F Ambient

R*DS03L4S**	2DF3F16KE	24,540	20,890	17,680	14,810	12,280	10,070	8,060	4,440
R*DS04L4S**	2DL3F20KE	31,380	27,210	23,280	19,730	16,400	13,470	10,840	6,540
R*DS05L4S**	2DA3F23KE	35,990	31,200	26,780	22,760	19,140	15,800	12,780	7,500
R*DS06L4S**	3DA3F28KE	46,470	40,100	34,300	29,110	24,420	20,270	16,590	10,310
R*DS08L4S**	3DB3F33KE	55,040	47,790	41,310	35,480	30,210	25,500	21,040	12,820
R*DS09L4S**	3DF3F40KE	66,340	57,730	49,820	42,570	35,890	29,890	24,360	14,760
R*DS10L4S**	3DS3F46KE	70,720	61,510	53,150	45,560	38,630	32,230	26,410	15,750
R*DS12L4S**	4DBNF54KE	81,380	71,990	63,130	54,780	46,890	39,610	32,920	21,070
R*DS15L4S**	4DHNF63KE	92,740	83,460	74,320	65,740	57,600	49,760	42,230	27,540
R*DS22L4S**	4DJNF76KE	119,640	106,160	93,130	81,560	71,180	61,600	52,530	34,550

#### 100°F Ambient

R*DS03L4S**	2DF3F16KE	23,350	19,810	16,670	13,890	11,450	9,320	7,380	3,870
R*DS04L4S**	2DL3F20KE	29,830	25,750	21,990	18,510	15,380	12,530	10,010	5,870
R*DS05L4S**	2DA3F23KE	33,800	29,510	25,220	21,350	17,820	14,660	11,770	6,830
R*DS06L4S**	3DA3F28KE	44,260	38,060	32,400	27,330	22,770	18,720	15,120	8,920
R*DS08L4S**	3DB3F33KE	52,610	45,470	39,090	33,330	28,220	23,510	19,220	10,990
R*DS09L4S**	3DF3F40KE	63,480	54,970	47,160	40,010	33,450	27,590	22,270	12,940
R*DS10L4S**	3DS3F46KE	67,420	58,440	50,260	42,850	36,020	29,820	24,250	13,840
R*DS12L4S**	4DBNF54KE	77,590	68,480	59,860	51,700	44,000	36,840	30,460	18,720
R*DS15L4S**	4DHNF63KE	88,810	79,800	70,920	62,580	54,610	46,920	39,450	24,750
R*DS22L4S**	4DJNF76KE	114,350	101,320	88,670	77,410	67,250	57,840	48,850	30,850

#### 110°F Ambient

R*DS03L4S**	2DF3F16KE	21,160	17,690	14,710	12,120	9,860	7,880	6,100	2,810
R*DS04L4S**	2DL3F20KE	26,640	22,850	19,350	16,140	13,270	10,670	8,400	4,560
R*DS05L4S**	2DA3F23KE	30,300	25,970	22,050	18,490	15,300	12,390	9,750	5,320
R*DS06L4S**	3DA3F28KE	39,750	33,910	28,520	23,740	19,420	15,620	12,250	6,370
R*DS08L4S**	3DB3F33KE	47,980	41,040	34,830	29,220	24,170	19,630	15,420	7,310
R*DS09L4S**	3DF3F40KE	57,840	49,520	41,920	34,980	28,670	23,060	18,080	9,570
R*DS10L4S**	3DS3F46KE	60,760	52,180	44,390	37,280	30,850	25,100	19,890	10,410
R*DS12L4S**	4DBNF54KE	69,800	61,170	52,990	45,210	37,890	31,250	24,980	13,870
R*DS15L4S**	4DHNF63KE	80,890	72,480	64,130	56,140	48,440	40,890	33,360	18,000
R*DS22L4S**	4DJNF76KE	103,990	91,780	79,800	68,990	58,980	49,500	40,180	20,700

\* Each asterisk represents a variable character based upon model, voltage, and vintage ordered. See page 4 for nomenclature.

Demand Cooling™ required.

‡ Multiply capacity by .83 when used with 50 Hz power.

Published capacities are with 20°F compressor superheat. This provides a more accurate capacity at design conditions. Multiply by 1.1 to 1.15 for approximate capacities at 65°F return gas temperature.



# AIR COOLED CONDENSING UNITS

## Capacity Data (BTUH) - Low Temp. R404A Scroll - 60 Hz<sup>‡</sup>

### SUCTION TEMPERATURE

MODEL	COMP. MODEL	0°F	-5°F	-10°F	-15°F	-20°F	-25°F	-30°F	-40°F
-------	-------------	-----	------	-------	-------	-------	-------	-------	-------

#### 90°F Ambient

R*OS08L4S**	ZF25K4E	41,280	37,170	33,350	29,800	26,530	23,530	20,780	16,030
R*OS10L4S**	ZF34K5E	56,240	50,670	45,480	40,640	36,130	31,910	28,000	20,960
R*OS13L4S**	ZF41K5E	68,360	61,810	55,700	50,000	44,670	39,700	35,070	26,660
R*OS15L4S**	ZF49K5E	81,350	73,550	66,220	59,360	52,980	47,050	41,590	31,920

#### 95°F Ambient

R*OS08L4S**	ZF25K4E	39,480	35,540	31,890	28,510	25,380	22,530	19,920	15,420
R*OS10L4S**	ZF34K5E	53,750	48,450	43,500	38,870	34,560	30,530	26,780	20,000
R*OS13L4S**	ZF41K5E	65,340	59,110	53,290	47,850	42,760	38,000	33,560	25,470
R*OS15L4S**	ZF49K5E	77,680	70,240	63,240	56,700	50,610	44,940	39,710	30,430

#### 100°F Ambient

R*OS08L4S**	ZF25K4E	37,640	33,900	30,410	27,190	24,230	21,520	19,060	14,830
R*OS10L4S**	ZF34K5E	51,210	46,170	41,470	37,060	32,960	29,100	25,510	19,010
R*OS13L4S**	ZF41K5E	62,270	56,360	50,820	45,640	40,790	36,250	32,000	24,230
R*OS15L4S**	ZF49K5E	73,920	66,850	60,190	53,970	48,160	42,760	37,770	28,900

#### 110°F Ambient

R*OS08L4S**	ZF25K4E	33,910	30,550	27,430	24,540	21,910	19,510	17,350	13,650
R*OS10L4S**	ZF34K5E	45,970	41,470	37,250	33,300	29,590	26,130	22,880	16,950
R*OS13L4S**	ZF41K5E	55,960	50,670	45,700	41,040	36,670	32,570	28,720	21,610
R*OS15L4S**	ZF49K5E	66,190	59,860	53,880	48,290	43,050	38,210	33,690	25,650

\* Each asterisk represents a variable character based upon model, voltage, and vintage ordered. See page 4 for nomenclature.

These condensing units include liquid injection.

‡ Multiply capacity by .83 when used with 50 Hz power.

Published capacities are with 20°F compressor superheat. This provides a more accurate capacity at design conditions. Multiply by 1.1 to 1.15 for approximate capacities at 65°F return gas temperature.



Next-Gen II Air Cooled Condensing Units can be used in combination with Russell unit coolers to provide a complete refrigeration solution for walk-in coolers and freezers.

# 3TO 22 HP

## Capacity Data (BTUH) - Low Temp. R407A Scroll - 60 Hz<sup>‡</sup>

### SUCTION TEMPERATURE

MODEL	COMP. MODEL	0°F	-5°F	-10°F	-15°F	-20°F	-25°F	-30°F	-40°F
<b>90°F Ambient</b>									
R*OS08L4S**	ZF25K4E	37,630	33,530	29,690	26,130	22,900	20,040	17,600	13,950
R*OS10L4S**	ZF34K5E	54,090	48,100	42,480	37,260	32,500	28,310	24,650	19,110
R*OS13L4S**	ZF41K5E	64,420	57,420	50,880	44,820	39,300	34,400	30,090	23,640
R*OS15L4S**	ZF49K5E	77,420	68,860	60,850	53,440	46,710	40,750	35,700	27,310
<b>95°F Ambient</b>									
R*OS08L4S**	ZF25K4E	36,420	32,430	28,680	25,230	22,110	19,330	16,940	13,470
R*OS10L4S**	ZF34K5E	52,370	46,510	41,020	35,940	31,310	27,220	23,670	18,340
R*OS13L4S**	ZF41K5E	62,370	55,540	49,150	43,240	37,860	33,080	28,940	22,670
R*OS15L4S**	ZF49K5E	74,900	66,530	58,710	51,480	44,930	39,130	34,230	26,120
<b>100°F Ambient</b>									
R*OS08L4S**	ZF25K4E	35,190	31,300	27,670	24,310	21,270	18,580	16,280	12,930
R*OS10L4S**	ZF34K5E	50,590	44,870	39,520	34,570	30,070	26,100	22,600	17,490
R*OS13L4S**	ZF41K5E	60,270	53,630	47,410	41,650	36,420	31,750	27,690	21,640
R*OS15L4S**	ZF49K5E	72,310	64,150	56,510	49,520	43,140	37,500	32,650	24,940
<b>110°F Ambient</b>									
R*OS08L4S**	ZF25K4E	32,640	28,970	25,550	22,400	19,550	17,030	14,880	11,800
R*OS10L4S**	ZF34K5E	46,890	41,460	36,370	31,700	27,450	23,720	20,460	15,700
R*OS13L4S**	ZF41K5E	55,870	49,570	43,660	38,210	33,250	28,840	25,100	19,330
R*OS15L4S**	ZF49K5E	66,870	59,130	51,930	45,250	39,200	33,910	29,490	21,760

See notes at bottom of page.

## Capacity Data (BTUH) - Low Temp. R407C Scroll - 60 Hz<sup>‡</sup>

### SUCTION TEMPERATURE

MODEL	COMP. MODEL	0°F	-5°F	-10°F	-15°F	-20°F	-25°F	-30°F	-40°F
<b>90°F Ambient</b>									
R*OS08L4S**	ZF25K4E	35,070	31,280	27,680	24,330	21,270	18,560	16,260	12,940
R*OS10L4S**	ZF34K5E	50,870	45,280	39,980	35,020	30,470	26,460	22,990	17,900
R*OS13L4S**	ZF41K5E	59,480	53,070	47,010	41,350	36,170	31,570	27,550	21,740
R*OS15L4S**	ZF49K5E	72,480	64,530	57,000	49,990	43,580	37,910	33,140	25,460
<b>95°F Ambient</b>									
R*OS08L4S**	ZF25K4E	34,020	30,320	26,800	23,540	20,570	17,930	15,680	12,540
R*OS10L4S**	ZF34K5E	49,380	43,890	38,690	33,840	29,410	25,490	22,120	17,240
R*OS13L4S**	ZF41K5E	57,730	51,450	45,510	39,970	34,910	30,410	26,550	20,920
R*OS15L4S**	ZF49K5E	70,290	62,480	55,110	48,240	42,000	36,470	31,840	24,440
<b>100°F Ambient</b>									
R*OS08L4S**	ZF25K4E	32,960	29,330	25,910	22,720	19,830	17,270	15,110	12,090
R*OS10L4S**	ZF34K5E	47,820	42,440	37,350	32,620	28,290	24,490	21,160	16,500
R*OS13L4S**	ZF41K5E	55,930	49,800	43,990	38,580	33,640	29,240	25,460	20,040
R*OS15L4S**	ZF49K5E	68,030	60,390	53,160	46,500	40,400	35,020	30,430	23,420
<b>110°F Ambient</b>									
R*OS08L4S**	ZF25K4E	30,740	27,280	24,040	21,030	18,300	15,890	13,870	11,110
R*OS10L4S**	ZF34K5E	44,570	39,410	34,530	30,030	25,930	22,340	19,240	14,930
R*OS13L4S**	ZF41K5E	52,130	46,260	40,700	35,540	30,830	26,670	23,170	18,050
R*OS15L4S**	ZF49K5E	63,260	55,950	49,080	42,670	36,850	31,790	27,600	20,590

\* Each asterisk represents a variable character based upon model, voltage, and vintage ordered. See page 4 for nomenclature.

These condensing units include liquid injection.

‡ Multiply capacity by .83 when used with 50 Hz power.

Published capacities are with 20°F compressor superheat. This provides a more accurate capacity at design conditions. Multiply by 1.1 to 1.15 for approximate capacities at 65°F return gas temperature.

# AIR COOLED CONDENSING UNITS

## Capacity Data (BTUH) - Low Temp. R407F Scroll - 60 Hz<sup>‡</sup>

### SUCTION TEMPERATURE

MODEL	COMP. MODEL	0°F	-5°F	-10°F	-15°F	-20°F	-25°F	-30°F	-40°F
-------	-------------	-----	------	-------	-------	-------	-------	-------	-------

#### 90°F Ambient

R*OS08L4S**	ZF25K4E	37,630	33,530	29,690	26,130	22,900	20,040	17,600	13,950
R*OS10L4S**	ZF34K5E	54,090	48,100	42,480	37,260	32,500	28,310	24,650	19,110
R*OS13L4S**	ZF41K5E	64,420	57,420	50,880	44,820	39,300	34,400	30,090	23,640
R*OS15L4S**	ZF49K5E	77,420	68,860	60,850	53,440	46,710	40,750	35,700	27,310

#### 95°F Ambient

R*OS08L4S**	ZF25K4E	36,420	32,430	28,680	25,230	22,110	19,330	16,940	13,470
R*OS10L4S**	ZF34K5E	52,370	46,510	41,020	35,940	31,310	27,220	23,670	18,340
R*OS13L4S**	ZF41K5E	62,370	55,540	49,150	43,240	37,860	33,080	28,940	22,670
R*OS15L4S**	ZF49K5E	74,900	66,530	58,710	51,480	44,930	39,130	34,230	26,120

#### 100°F Ambient

R*OS08L4S**	ZF25K4E	35,190	31,300	27,670	24,310	21,270	18,580	16,280	12,930
R*OS10L4S**	ZF34K5E	50,590	44,870	39,520	34,570	30,070	26,100	22,600	17,490
R*OS13L4S**	ZF41K5E	60,270	53,630	47,410	41,650	36,420	31,750	27,690	21,640
R*OS15L4S**	ZF49K5E	72,310	64,150	56,510	49,520	43,140	37,500	32,650	24,940

#### 110°F Ambient

R*OS08L4S**	ZF25K4E	32,640	28,970	25,550	22,400	19,550	17,030	14,880	11,800
R*OS10L4S**	ZF34K5E	46,890	41,460	36,370	31,700	27,450	23,720	20,460	15,700
R*OS13L4S**	ZF41K5E	55,870	49,570	43,660	38,210	33,250	28,840	25,100	19,330
R*OS15L4S**	ZF49K5E	66,870	59,130	51,930	45,250	39,200	33,910	29,490	21,760

See notes at bottom of page.

## Capacity Data (BTUH) - Low Temp. R448A, R449A Scroll - 60 Hz<sup>‡</sup>

### SUCTION TEMPERATURE

MODEL	COMP. MODEL	0°F	-5°F	-10°F	-15°F	-20°F	-25°F	-30°F	-40°F
-------	-------------	-----	------	-------	-------	-------	-------	-------	-------

#### 90°F Ambient

R*OS08L4S**	ZF25K4E	40,250	35,750	31,620	27,840	24,430	21,390	18,740	14,450
R*OS10L4S**	ZF34K5E	52,970	47,210	41,900	37,010	32,500	28,420	24,660	17,970
R*OS13L4S**	ZF41K5E	64,880	57,960	51,620	45,780	40,410	35,510	30,940	22,860
R*OS15L4S**	ZF49K5E	77,910	69,460	61,680	54,530	47,980	42,010	36,660	26,390

#### 95°F Ambient

R*OS08L4S**	ZF25K4E	38,790	34,440	30,440	26,820	23,580	20,690	18,160	14,210
R*OS10L4S**	ZF34K5E	51,230	45,620	40,470	35,730	31,380	27,430	23,800	17,390
R*OS13L4S**	ZF41K5E	62,750	56,020	49,860	44,210	39,020	34,270	29,920	22,110
R*OS15L4S**	ZF49K5E	75,300	67,060	59,510	52,580	46,250	40,490	35,340	25,460

#### 100°F Ambient

R*OS08L4S**	ZF25K4E	37,290	33,090	29,280	25,810	22,720	20,000	17,650	14,020
R*OS10L4S**	ZF34K5E	49,390	43,950	38,970	34,410	30,220	26,440	22,910	16,820
R*OS13L4S**	ZF41K5E	60,510	54,020	48,080	42,630	37,650	33,070	28,860	21,410
R*OS15L4S**	ZF49K5E	72,540	64,570	57,260	50,630	44,540	39,010	33,980	24,650

#### 110°F Ambient

R*OS08L4S**	ZF25K4E	34,190	30,370	26,930	23,850	21,150	18,800	16,810	13,910
R*OS10L4S**	ZF34K5E	45,490	40,460	35,860	31,690	27,890	24,480	21,330	15,880
R*OS13L4S**	ZF41K5E	55,740	49,750	44,270	39,300	34,750	30,610	26,910	20,120
R*OS15L4S**	ZF49K5E	66,670	59,300	52,610	46,490	40,920	35,950	31,580	22,630

\* Each asterisk represents a variable character based upon model, voltage, and vintage ordered. See page 4 for nomenclature.

These condensing units include liquid injection.

‡ Multiply capacity by .83 when used with 50 Hz power.

Published capacities are with 20°F compressor superheat. This provides a more accurate capacity at design conditions. Multiply by 1.1 to 1.15 for approximate capacities at 65°F return gas temperature.

# 3TO 22 HP

## Capacity Data (BTUH) - Low Temp. R404A Bitzer - 60 Hz<sup>‡</sup>

### SUCTION TEMPERATURE

MODEL	COMP. MODEL	0°F	-5°F	-10°F	-15°F	-20°F	-25°F	-30°F	-40°F
-------	-------------	-----	------	-------	-------	-------	-------	-------	-------

#### 90°F Ambient

R*BS03L4S**	4FES-3	27,270	24,260	21,470	18,860	16,480	14,310	12,330	8,880
R*BS04L4S**	4EES-4	35,440	31,410	27,690	24,270	21,130	18,260	15,660	11,200
R*BS05L4S**	4DES-5	41,160	36,570	32,300	28,380	24,780	21,470	18,460	13,230
R*BS06L4S**	4CES-6	47,860	42,570	37,650	33,090	28,910	25,060	21,530	15,370
R*BS08L4S**	4TES-9	64,310	56,650	49,630	43,200	37,340	32,010	27,180	18,910
R*BS09L4S**	4PES-12	71,120	62,540	54,660	47,430	40,820	34,820	29,370	20,020
R*BS10L4S**	4NES-14	83,070	73,530	64,730	56,590	49,120	42,260	36,030	25,260
R*BS12L4S**	4JE-15	94,760	84,390	74,720	65,720	57,400	49,700	42,570	30,060
R*BS15L4S**	4HE-18	109,910	98,330	87,510	77,350	67,930	59,170	51,070	36,660
R*BS22L4S**	4GE-23	132,420	118,370	105,260	93,020	81,690	71,200	61,560	44,510

#### 95°F Ambient

R*BS03L4S**	4FES-3	25,710	22,880	20,240	17,750	15,520	13,450	11,570	8,280
R*BS04L4S**	4EES-4	33,480	29,630	26,080	22,830	19,840	17,120	14,650	10,420
R*BS05L4S**	4DES-5	38,880	34,500	30,430	26,690	23,260	20,110	17,250	12,300
R*BS06L4S**	4CES-6	45,190	40,120	35,410	31,070	27,070	23,410	20,060	14,240
R*BS08L4S**	4TES-9	60,640	53,320	46,590	40,460	34,880	29,810	25,230	17,400
R*BS09L4S**	4PES-12	66,870	58,650	51,130	44,230	37,940	32,240	27,070	18,250
R*BS10L4S**	4NES-14	78,230	69,110	60,720	52,950	45,830	39,310	33,400	23,210
R*BS12L4S**	4JE-15	89,480	79,550	70,290	61,720	53,730	46,370	39,590	27,710
R*BS15L4S**	4HE-18	103,830	92,810	82,460	72,750	63,750	55,400	47,690	34,010
R*BS22L4S**	4GE-23	125,330	111,950	99,410	87,710	76,890	66,890	57,710	41,550

#### 100°F Ambient

R*BS03L4S**	4FES-3	24,190	21,570	19,020	16,680	14,540	12,580	10,800	7,680
R*BS04L4S**	4EES-4	31,510	27,850	24,480	21,390	18,550	15,970	13,640	9,640
R*BS05L4S**	4DES-5	36,610	32,420	28,560	25,000	21,750	18,770	16,060	11,390
R*BS06L4S**	4CES-6	42,540	37,700	33,190	29,060	25,270	21,790	18,610	13,120
R*BS08L4S**	4TES-9	57,010	50,000	43,610	37,750	32,430	27,630	23,300	15,920
R*BS09L4S**	4PES-12	62,630	54,800	47,630	41,080	35,090	29,690	24,820	16,530
R*BS10L4S**	4NES-14	73,410	64,750	56,720	49,320	42,570	36,380	30,780	21,190
R*BS12L4S**	4JE-15	84,280	74,720	65,890	57,700	50,120	43,090	36,640	25,400
R*BS15L4S**	4HE-18	97,820	87,310	77,440	68,180	59,600	51,660	44,340	31,400
R*BS22L4S**	4GE-23	118,330	105,540	93,570	82,430	72,110	62,620	53,900	38,610

#### 110°F Ambient

R*BS03L4S**	4FES-3	21,370	18,850	16,570	14,480	12,580	10,840	9,260	6,470
R*BS04L4S**	4EES-4	27,570	24,280	21,260	18,510	15,980	13,690	11,620	8,090
R*BS05L4S**	4DES-5	32,080	28,300	24,830	21,650	18,740	16,100	13,690	9,580
R*BS06L4S**	4CES-6	37,290	32,890	28,840	25,130	21,720	18,610	15,800	10,960
R*BS08L4S**	4TES-9	49,870	43,490	37,710	32,440	27,680	23,390	19,550	13,060
R*BS09L4S**	4PES-12	54,330	47,220	40,780	34,890	29,560	24,750	20,460	13,210
R*BS10L4S**	4NES-14	63,850	56,050	48,820	42,180	36,140	30,640	25,690	17,270
R*BS12L4S**	4JE-15	73,850	65,260	57,280	49,840	42,960	36,670	30,910	20,930
R*BS15L4S**	4HE-18	85,880	76,400	67,490	59,170	51,430	44,320	37,790	26,340
R*BS22L4S**	4GE-23	104,370	92,810	82,000	71,940	62,670	54,170	46,400	32,880

\* Each asterisk represents a variable character based upon model, voltage, and vintage ordered. See page 4 for nomenclature.

‡ Multiply capacity by .83 when used with 50 Hz power.

Published capacities are with 20°F compressor superheat. This provides a more accurate capacity at design conditions. Multiply by 1.1 to 1.15 for approximate capacities at 65°F return gas temperature.

# AIR COOLED CONDENSING UNITS

## Capacity Data (BTUH) - Low Temp. R407A Bitzer - 60 Hz<sup>‡</sup>

### SUCTION TEMPERATURE

MODEL	COMP. MODEL	0°F	-5°F	-10°F	-15°F	-20°F	-25°F	-30°F	-40°F
-------	-------------	-----	------	-------	-------	-------	-------	-------	-------

#### 90°F Ambient

R*BS03L4S**	4FES-3	23,790	20,700	17,880	15,390	13,060	10,980	9,160	5,980
R*BS04L4S**	4EES-4	30,260	26,240	22,630	19,350	16,420	13,740	11,390	7,140
R*BS05L4S**	4DES-5	34,860	30,250	26,080	22,350	18,910	15,860	13,120	8,450
R*BS06L4S**	4CES-6	42,420	37,040	32,130	27,680	23,650	19,990	16,720	11,120
R*BS08L4S**	4TES-9	55,870	48,460	41,720	35,570	30,020	25,100	20,570	12,760
R*BS09L4S**	4PES-12	61,450	53,100	45,490	38,520	32,300	26,630	21,510	12,690
R*BS10L4S**	4NES-14	72,420	62,960	54,280	46,390	39,150	32,710	26,840	16,110
R*BS12L4S**	4JE-15	82,330	72,940	64,070	55,700	47,790	40,450	33,650	21,320
R*BS15L4S**	4HE-18	94,550	84,630	75,240	66,340	57,930	50,040	42,680	29,620
R*BS22L4S**	4GE-23	123,010	108,260	94,690	82,400	71,380	61,650	53,270	40,690

#### 95°F Ambient

R*BS03L4S**	4FES-3	22,680	19,620	16,970	14,560	12,250	10,260	8,520	5,480
R*BS04L4S**	4EES-4	28,690	24,830	21,330	18,210	15,360	12,840	10,560	6,590
R*BS05L4S**	4DES-5	33,030	28,600	24,580	20,950	17,710	14,760	12,160	7,730
R*BS06L4S**	4CES-6	40,300	35,110	30,380	26,100	22,210	18,750	15,590	10,260
R*BS08L4S**	4TES-9	52,970	45,820	39,350	33,420	28,100	23,400	19,050	11,590
R*BS09L4S**	4PES-12	58,060	50,000	42,680	35,980	30,020	24,610	19,730	11,300
R*BS10L4S**	4NES-14	68,640	59,470	51,130	43,530	36,590	30,430	24,820	14,670
R*BS12L4S**	4JE-15	78,650	69,500	60,900	52,780	45,090	37,940	31,280	19,140
R*BS15L4S**	4HE-18	90,080	80,990	71,900	63,290	55,170	47,480	40,340	27,590
R*BS22L4S**	4GE-23	116,760	103,560	90,360	78,430	67,830	58,500	50,500	38,690

#### 100°F Ambient

R*BS03L4S**	4FES-3	21,510	18,610	15,990	13,600	11,460	9,550	7,890	-
R*BS04L4S**	4EES-4	27,150	23,410	20,060	17,070	14,340	11,890	9,760	-
R*BS05L4S**	4DES-5	31,190	26,990	23,100	19,610	16,520	13,680	11,210	-
R*BS06L4S**	4CES-6	38,200	33,190	28,650	24,530	20,810	17,500	14,480	-
R*BS08L4S**	4TES-9	50,050	43,190	36,980	31,300	26,190	21,700	17,590	10,430
R*BS09L4S**	4PES-12	54,670	46,920	39,880	33,470	27,780	22,620	17,990	9,940
R*BS10L4S**	4NES-14	64,820	56,010	47,990	40,700	34,050	28,170	22,840	13,210
R*BS12L4S**	4JE-15	74,840	66,000	57,660	49,770	42,290	35,280	28,940	16,970
R*BS15L4S**	4HE-18	86,120	77,310	68,510	60,200	52,320	44,880	37,920	25,460
R*BS22L4S**	4GE-23	111,460	98,690	85,910	74,390	64,170	55,240	47,630	36,570

#### 110°F Ambient

R*BS03L4S**	4FES-3	19,240	16,480	14,060	11,860	9,900	8,170	-	-
R*BS04L4S**	4EES-4	24,080	20,660	17,560	14,780	12,330	10,130	-	-
R*BS05L4S**	4DES-5	27,700	23,760	20,180	16,990	14,130	11,620	-	-
R*BS06L4S**	4CES-6	34,020	29,470	25,250	21,460	18,050	14,990	-	-
R*BS08L4S**	4TES-9	44,340	38,030	32,310	27,120	22,540	18,410	14,670	8,250
R*BS09L4S**	4PES-12	47,980	40,850	34,400	28,550	23,390	18,730	14,500	7,340
R*BS10L4S**	4NES-14	57,300	49,170	41,810	35,130	29,090	23,750	18,960	10,280
R*BS12L4S**	4JE-15	67,060	58,770	50,930	43,470	36,410	29,950	23,740	12,290
R*BS15L4S**	4HE-18	78,050	69,870	61,690	53,900	46,520	39,530	32,920	21,010
R*BS22L4S**	4GE-23	100,770	88,800	76,830	66,100	56,600	48,420	41,580	31,900

\* Each asterisk represents a variable character based upon model, voltage, and vintage ordered. See page 4 for nomenclature.

Liquid injection required.

‡ Multiply capacity by .83 when used with 50 Hz power.

Published capacities are with 20°F compressor superheat. This provides a more accurate capacity at design conditions. Multiply by 1.1 to 1.15 for approximate capacities at 65°F return gas temperature.

# 3TO 22 HP

## Capacity Data (BTUH) - Low Temp. R407F Bitzer - 60 Hz†

### SUCTION TEMPERATURE

MODEL	COMP. MODEL	0°F	-5°F	-10°F	-15°F	-20°F	-25°F	-30°F	-40°F
-------	-------------	-----	------	-------	-------	-------	-------	-------	-------

#### 90°F Ambient

R*BS03L4S**	4FES-3	24,890	21,620	18,640	16,000	13,540	11,340	9,420	6,070
R*BS04L4S**	4EES-4	32,280	28,020	24,180	20,700	17,590	14,740	12,250	7,740
R*BS05L4S**	4DES-5	37,200	32,310	27,880	23,920	20,270	17,030	14,120	9,160
R*BS06L4S**	4CES-6	45,220	39,520	34,310	29,580	25,300	21,410	17,940	12,000
R*BS08L4S**	4TES-9	58,740	50,950	43,850	37,340	31,440	26,190	21,330	12,870
R*BS09L4S**	4PES-12	64,980	56,170	48,120	40,710	34,080	28,000	22,480	12,880
R*BS10L4S**	4NES-14	76,880	66,860	57,640	49,230	41,480	34,550	28,200	16,510
R*BS12L4S**	4JE-15	89,420	79,400	69,970	61,100	52,770	45,090	38,060	25,670
R*BS15L4S**	4HE-18	102,860	92,270	82,270	72,840	63,990	55,760	48,200	35,350
R*BS22L4S**	4GE-23	132,580	116,660	102,050	88,860	77,100	66,790	58,030	45,530

#### 95°F Ambient

R*BS03L4S**	4FES-3	23,740	20,500	17,690	15,130	12,690	10,580	8,740	5,540
R*BS04L4S**	4EES-4	30,680	26,580	22,850	19,530	16,490	13,810	11,380	7,160
R*BS05L4S**	4DES-5	35,340	30,620	26,340	22,480	19,030	15,890	13,120	8,410
R*BS06L4S**	4CES-6	43,070	37,550	32,510	27,960	23,810	20,130	16,770	11,100
R*BS08L4S**	4TES-9	55,750	48,220	41,370	35,060	29,370	24,310	19,580	11,360
R*BS09L4S**	4PES-12	61,470	52,940	45,170	38,020	31,610	25,760	20,440	12,090
R*BS10L4S**	4NES-14	72,960	63,230	54,340	46,190	38,710	32,020	25,870	14,610
R*BS12L4S**	4JE-15	85,780	76,000	66,820	58,180	50,020	42,480	35,510	23,080
R*BS15L4S**	4HE-18	98,380	88,670	78,960	69,800	61,210	53,120	45,700	32,920
R*BS22L4S**	4GE-23	126,160	111,880	97,620	84,760	73,380	63,420	54,950	42,950

#### 100°F Ambient

R*BS03L4S**	4FES-3	22,540	19,450	16,670	14,130	11,860	9,830	8,070	5,020
R*BS04L4S**	4EES-4	29,110	25,120	21,550	18,350	15,440	12,820	10,550	6,580
R*BS05L4S**	4DES-5	33,460	28,980	24,820	21,100	17,800	14,760	12,130	7,670
R*BS06L4S**	4CES-6	40,930	35,590	30,740	26,340	22,370	18,830	15,610	10,230
R*BS08L4S**	4TES-9	52,730	45,480	38,890	32,810	27,300	22,410	17,880	9,840
R*BS09L4S**	4PES-12	57,950	49,730	42,220	35,340	29,180	23,540	18,410	10,230
R*BS10L4S**	4NES-14	68,990	59,620	51,030	43,170	35,940	29,480	23,550	12,670
R*BS12L4S**	4JE-15	81,960	72,490	63,570	55,140	47,150	39,690	32,990	20,480
R*BS15L4S**	4HE-18	94,420	84,990	75,570	66,700	58,300	50,420	43,100	30,370
R*BS22L4S**	4GE-23	120,700	106,860	93,020	80,550	69,510	59,900	51,750	40,220

#### 110°F Ambient

R*BS03L4S**	4FES-3	20,180	17,240	14,650	12,300	10,220	8,380	6,770	-
R*BS04L4S**	4EES-4	25,970	22,300	18,970	15,980	13,350	10,990	8,900	-
R*BS05L4S**	4DES-5	29,890	25,660	21,810	18,380	15,310	12,610	10,190	-
R*BS06L4S**	4CES-6	36,660	31,770	27,240	23,170	19,500	16,210	13,330	-
R*BS08L4S**	4TES-9	46,810	40,100	33,960	28,320	23,280	18,670	14,420	6,880
R*BS09L4S**	4PES-12	50,980	43,370	36,420	30,050	24,350	19,120	14,290	7,060
R*BS10L4S**	4NES-14	61,150	52,440	44,470	37,160	30,460	24,440	18,920	8,690
R*BS12L4S**	4JE-15	74,010	65,120	56,680	48,640	41,000	34,010	27,280	14,840
R*BS15L4S**	4HE-18	86,180	77,420	68,630	60,250	52,290	44,760	37,650	24,990
R*BS22L4S**	4GE-23	109,480	96,490	83,460	71,770	61,390	52,440	44,940	34,240

\* Each asterisk represents a variable character based upon model, voltage, and vintage ordered. See page 4 for nomenclature.

Low Temperature Bitzer compressors are not available for use with R407C.

Liquid injection required.

‡ Multiply capacity by .83 when used with 50 Hz power.

Published capacities are with 20°F compressor superheat. This provides a more accurate capacity at design conditions. Multiply by 1.1 to 1.15 for approximate capacities at 65°F return gas temperature.

# AIR COOLED CONDENSING UNITS

## Capacity Data (BTUH) - Low Temp. R448A, R449A Bitzer - 60 Hz<sup>‡</sup>

### SUCTION TEMPERATURE

MODEL	COMP. MODEL	0°F	-5°F	-10°F	-15°F	-20°F	-25°F	-30°F	-40°F
-------	-------------	-----	------	-------	-------	-------	-------	-------	-------

#### 90°F Ambient

R*BS03L4S**	4FES-3	24,310	21,190	18,330	15,810	13,440	11,330	9,470	-
R*BS04L4S**	4EES-4	31,540	27,460	23,800	20,460	17,480	14,740	12,330	-
R*BS05L4S**	4DES-5	36,360	31,680	27,450	23,660	20,150	17,030	14,230	-
R*BS06L4S**	4CES-6	44,140	38,700	33,710	29,190	25,090	21,350	18,000	-
R*BS08L4S**	4TES-9	57,600	50,080	43,260	37,050	31,460	26,530	22,000	-
R*BS09L4S**	4PES-12	63,470	55,000	47,300	40,280	34,040	28,380	23,290	-
R*BS10L4S**	4NES-14	75,410	65,810	57,010	49,040	41,750	35,300	29,440	-
R*BS12L4S**	4JE-15	89,450	80,110	71,300	63,000	55,200	48,020	41,490	-
R*BS15L4S**	4HE-18	101,710	91,940	82,720	74,020	65,870	58,320	51,440	-
R*BS22L4S**	4GE-23	130,440	115,700	102,160	89,950	79,100	69,670	61,820	-

#### 95°F Ambient

R*BS03L4S**	4FES-3	23,160	20,060	17,380	14,940	12,590	10,570	8,790	-
R*BS04L4S**	4EES-4	29,930	26,020	22,460	19,290	16,380	13,800	11,460	-
R*BS05L4S**	4DES-5	34,490	29,990	25,910	22,210	18,910	15,890	13,220	-
R*BS06L4S**	4CES-6	41,970	36,710	31,910	27,560	23,590	20,050	16,810	-
R*BS08L4S**	4TES-9	54,620	47,370	40,820	34,830	29,480	24,760	20,410	-
R*BS09L4S**	4PES-12	59,970	51,800	44,400	37,650	31,670	26,270	21,420	-
R*BS10L4S**	4NES-14	71,530	62,220	53,760	46,080	39,080	32,890	27,270	-
R*BS12L4S**	4JE-15	85,880	76,740	68,170	60,090	52,450	45,400	38,920	-
R*BS15L4S**	4HE-18	97,290	88,380	79,450	71,020	63,130	55,730	49,010	-
R*BS22L4S**	4GE-23	124,110	110,990	97,820	85,950	75,500	66,440	58,930	-

#### 100°F Ambient

R*BS03L4S**	4FES-3	21,510	18,610	15,990	13,600	11,460	9,550	7,890	-
R*BS04L4S**	4EES-4	27,150	23,410	20,060	17,070	14,340	11,890	9,760	-
R*BS05L4S**	4DES-5	31,190	26,990	23,100	19,610	16,520	13,680	11,210	-
R*BS06L4S**	4CES-6	38,200	33,190	28,650	24,530	20,810	17,500	14,480	-
R*BS08L4S**	4TES-9	50,050	43,190	36,980	31,300	26,190	21,700	17,590	-
R*BS09L4S**	4PES-12	54,670	46,920	39,880	33,470	27,780	22,620	17,990	-
R*BS10L4S**	4NES-14	64,820	56,010	47,990	40,700	34,050	28,170	22,840	-
R*BS12L4S**	4JE-15	74,840	66,000	57,660	49,770	42,290	35,280	28,940	-
R*BS15L4S**	4HE-18	86,120	77,310	68,510	60,200	52,320	44,880	37,920	-
R*BS22L4S**	4GE-23	111,460	98,690	85,910	74,390	64,170	55,240	47,630	-

#### 110°F Ambient

R*BS03L4S**	4FES-3	19,580	16,790	14,340	12,110	10,120	8,360	6,820	-
R*BS04L4S**	4EES-4	25,210	21,740	18,580	15,740	13,230	10,980	8,970	-
R*BS05L4S**	4DES-5	29,030	25,020	21,370	18,120	15,190	12,610	10,290	-
R*BS06L4S**	4CES-6	35,520	30,910	26,610	22,740	19,250	16,120	13,350	-
R*BS08L4S**	4TES-9	45,740	39,350	33,560	28,310	23,680	19,500	15,720	-
R*BS09L4S**	4PES-12	49,470	42,270	35,770	29,890	24,720	20,060	15,850	-
R*BS10L4S**	4NES-14	59,600	51,350	43,900	37,140	31,030	25,640	20,820	-
R*BS12L4S**	4JE-15	74,240	65,900	57,980	50,410	43,220	36,650	30,310	-
R*BS15L4S**	4HE-18	85,140	77,140	69,080	61,410	54,160	47,320	40,930	-
R*BS22L4S**	4GE-23	107,520	95,690	83,760	73,080	63,670	55,690	49,240	-

\* Each asterisk represents a variable character based upon model, voltage, and vintage ordered. See page 4 for nomenclature.

Liquid injection required.

‡ Multiply capacity by .83 when used with 50 Hz power.

Published capacities are with 20°F compressor superheat. This provides a more accurate capacity at design conditions. Multiply by 1.1 to 1.15 for approximate capacities at 65°F return gas temperature.

# 3TO 22 HP

## Electrical Data - Discus

BASE MODEL NUMBER	COMPRESSOR MODEL	RLA	LRA	COND. FAN FLA	AIR DEFROST† OR NO DEFROST PROVISIONS		ELECTRIC DEFROST†			EVAP. FAN AMPS†
					MCA	MOPD	MCA	MOPD	DEFROST AMPS†	

### 208-230V/3/60 Hz, 200-220V/3/50 Hz

R*DS04M4S**	2DC3R53KE	20.0	120.0	3.8	29.7	45	51.0	60	40.0	15.0
R*DS05M4S**	2DD3R63KE	20.0	120.0	3.8	29.7	45	51.0	60	40.0	15.0
R*DS06M4S**	2DL3R78KE	28.3	169.0	7.5	43.8	70	63.8	90	48.0	20.0
R*DS07M4S**	2DA3R89KE	28.7	169.0	7.5	44.3	70	64.3	90	48.0	20.0
R*DS08M4S**	3DA3R10ME	36.8	215.0	7.5	54.5	90	76.0	110	60.0	20.0
R*DS10M4S**	3DB3R12ME	39.1	215.0	7.5	57.3	90	77.3	110	60.0	20.0
R*DS12M4S**	3DF3R15ME	43.2	275.0	7.5	62.5	100	82.5	125	60.0	20.0
R*DS15M4S**	3DS3R17ME	53.5	275.0	7.5	75.3	125	95.3	125	60.0	20.0
R*DS03L4S**	2DF3F16KE	14.4	102.0	3.8	22.8	40	44.7	45	35.0	12.0
R*DS04L4S**	2DL3F20KE	23.6	161.0	3.8	34.3	60	61.0	70	48.0	20.0
R*DS05L4S**	2DA3F23KE	25.8	161.0	3.8	37.1	70	61.0	80	48.0	20.0
R*DS06L4S**	3DA3F28KE	24.0	150.0	7.5	38.5	70	61.0	80	48.0	20.0
R*DS08L4S**	3DB3F33KE	27.6	161.0	7.5	43.0	80	76.0	90	60.0	20.0
R*DS09L4S**	3DF3F40KE	33.2	215.0	7.5	50.0	90	76.0	100	60.0	20.0
R*DS10L4S**	3DS3F46KE	37.2	215.0	7.5	55.0	100	76.0	110	60.0	20.0
R*DS12L4S**	4DBNF54KE	46.0	220.0	7.5	66.0	125	86.0	125	60.0	20.0
R*DS15L4S**	4DHNF63KE	47.2	278.0	7.5	67.5	125	87.5	125	60.0	20.0
R*DS22L4S**	4DJNF76KE	57.7	374.0	7.5	80.6	150	121.0	150	96.0	25.0

### 460V/3/60 Hz, 380V/3/50 Hz

R*DS04M4S**	2DC3R53KE	9.4	60.0	1.9	14.6	20	20.6	25	15.0	6.0
R*DS05M4S**	2DD3R63KE	9.4	60.0	1.9	14.6	20	20.6	25	15.0	6.0
R*DS06M4S**	2DL3R78KE	12.4	85.0	3.7	20.2	30	31.0	35	24.0	6.0
R*DS07M4S**	2DA3R89KE	12.6	85.0	3.7	20.4	30	31.0	35	24.0	6.0
R*DS08M4S**	3DA3R10ME	17.9	106.0	3.7	27.0	40	44.7	50	35.0	9.0
R*DS10M4S**	3DB3R12ME	17.9	106.0	3.7	27.0	40	44.7	50	35.0	9.0
R*DS12M4S**	3DF3R15ME	21.2	138.0	3.7	31.2	50	44.7	60	35.0	9.0
R*DS15M4S**	3DS3R17ME	26.0	138.0	3.7	37.2	60	61.0	70	48.0	10.0
R*DS03L4S**	2DF3F16KE	7.1	52.0	1.9	11.8	20	19.7	20	15.0	6.0
R*DS04L4S**	2DL3F20KE	9.2	60.0	1.9	14.4	25	20.3	25	15.0	6.0
R*DS05L4S**	2DA3F23KE	9.2	60.0	1.9	14.4	25	20.3	25	15.0	6.0
R*DS06L4S**	3DA3F28KE	10.8	77.0	3.7	18.2	30	26.0	30	20.0	6.0
R*DS08L4S**	3DB3F33KE	14.1	83.0	3.7	22.3	40	38.5	40	30.0	6.0
R*DS09L4S**	3DF3F40KE	15.0	106.0	3.7	23.5	40	44.7	45	35.0	9.0
R*DS10L4S**	3DS3F46KE	16.7	106.0	3.7	25.6	45	44.7	50	35.0	9.0
R*DS12L4S**	4DBNF54KE	23.0	110.0	3.7	33.5	60	51.0	60	40.0	10.0
R*DS15L4S**	4DHNF63KE	23.6	139.0	3.7	34.2	60	51.0	60	40.0	10.0
R*DS22L4S**	4DJNF76KE	28.8	187.0	3.7	40.7	70	61.0	70	48.0	10.0

\* Each asterisk represents a variable character based upon model, voltage, and vintage ordered. See page 4 for nomenclature.

RLA = Rated Load Amps      LRA = Locked Rotor Amps

MCA = Minimum Circuit Ampacity      MOPD = Maximum Overcurrent Protection

MCA includes 1 amp allowance for control circuit requirement.

† Notes:

1. Air Defrost values do not include evaporator fan electrical load.
2. Electric Defrost MCA and MOPD columns provide a representative rating point for a typical electric defrost application. Contact Application Engineering to verify MCA and MOPD values when the applied electric defrost amp load exceeds the listed Defrost Amps shown in the above table.



# AIR COOLED CONDENSING UNITS

## Electrical Data - Scroll

BASE MODEL NUMBER	COMPRESSOR MODEL	RLA	LRA	COND. FAN FLA	AIR DEFROST <sup>†</sup> OR NO DEFROST PROVISIONS		ELECTRIC DEFROST <sup>†</sup>			EVAP. FAN AMPS <sup>†</sup>
					MCA	MOPD	MCA	MOPD	DEFROST AMPS <sup>†</sup>	

### 208-230V/3/60 Hz, 200-220V/3/50 Hz

R*OS04E4S**	ZS29KAE	18.4	114.0	3.8	27.7	45	44.7	50	35.0	12.0
R*OS05E4S**	ZS33KAE	20.0	114.0	3.8	29.7	45	44.7	60	35.0	12.0
R*OS06E4S**	ZS38K4E	19.2	123.0	3.8	28.7	45	51.0	60	40.0	15.0
R*OS07E4S**	ZS45K4E	21.5	156.0	7.5	35.3	50	61.0	70	48.0	20.0
R*OS08E4S**	ZB58K5E	30.8	195.0	7.5	47.0	70	67.0	90	48.0	20.0
R*OS09E4S**	ZB66K5E	35.3	225.0	7.5	52.6	80	76.0	100	60.0	20.0
R*OS10E4S**	ZB76K5E	38.6	239.0	7.5	56.7	90	76.7	110	60.0	20.0
R*OS13E4S**	ZB95K5E	47.4	298.0	7.5	67.7	110	87.7	125	60.0	20.0
R*OS15E4S**	ZB114K5E	56.5	321.0	7.5	79.1	125	99.1	150	60.0	20.0
R*OS08L4S**	ZF25K4E	24.0	224.0	3.8	34.8	60	61.0	70	48.0	20.0
R*OS10L4S**	ZF34K5E	33.3	239.0	7.5	50.1	90	76.0	100	50.0	20.0
R*OS13L4S**	ZF41K5E	37.8	248.0	7.5	55.8	100	76.0	110	60.0	20.0
R*OS15L4S**	ZF49K5E	45.5	338.7	7.5	65.4	125	85.3	125	60.0	20.0

### 460V/3/60 Hz, 380V/3/50 Hz

R*OS04E4S**	ZS29KAE	8.4	58.0	1.9	13.3	20	19.7	25	15.0	6.0
R*OS05E4S**	ZS33KAE	9.0	52.0	1.9	14.1	20	20.1	25	15.0	6.0
R*OS06E4S**	ZS38K4E	8.7	62.0	1.9	13.7	20	19.7	25	15.0	6.0
R*OS07E4S**	ZS45K4E	8.3	75.0	3.7	15.0	20	21.0	25	15.0	6.0
R*OS08E4S**	ZB58K5E	16.0	95.0	3.7	24.7	40	31.0	45	24.0	6.0
R*OS09E4S**	ZB66K5E	15.4	114.0	3.7	23.9	35	31.0	45	24.0	6.0
R*OS10E4S**	ZB76K5E	18.6	125.0	3.7	27.9	45	38.5	50	30.0	6.0
R*OS13E4S**	ZB95K5E	21.8	150.0	3.7	31.9	50	51.0	60	40.0	10.0
R*OS15E4S**	ZB114K5E	24.4	179.0	3.7	35.2	50	51.0	60	40.0	10.0
R*OS08L4S**	ZF25K4E	10.6	99.0	1.9	16.2	30	26.0	30	20.0	6.0
R*OS10L4S**	ZF34K5E	16.0	100.0	3.7	24.7	45	38.5	45	30.0	6.0
R*OS13L4S**	ZF41K5E	17.3	125.0	3.7	26.3	45	44.7	50	35.0	9.0
R*OS15L4S**	ZF49K5E	18.1	139.0	3.7	27.3	50	44.7	50	35.0	9.0

See notes on page 32.

## TYPICAL APPLICATIONS:



Small to Medium Warehouses



Industrial and Pharmaceuticals



Walk-in Coolers and Freezers

# 3TO 22 HP

## Electrical Data - Bitzer

BASE MODEL NUMBER	COMPRESSOR MODEL	RLA	LRA	COND. FAN FLA	AIR DEFROST† OR NO DEFROST PROVISIONS		ELECTRIC DEFROST†			EVAP. FAN AMPS†
					MCA	MOPD	MCA	MOPD	DEFROST AMPS†	
<b>208-230V/3/60 Hz, 200-220V/3/50 Hz</b>										
R*BS03E4S**	2DES-3	15.3	97.0	3.8	23.8	35	44.7	50	35.0	12.0
R*BS04E4S**	2CES-4	18.2	115.5	3.8	27.5	45	44.7	50	35.0	12.0
R*BS05E4S**	4FES-5	24.2	163.0	3.8	35.0	50	61.0	70	48.0	20.0
R*BS06E4S**	4EES-6	28.1	163.0	7.5	43.6	70	63.6	90	48.0	20.0
R*BS07E4S**	4DES-7	31.0	215.0	7.5	47.2	70	67.2	90	48.0	20.0
R*BS08E4S**	4CES-9	34.2	215.0	7.5	51.2	80	71.2	100	48.0	20.0
R*BS10E4S**	4TES-12	42.3	252.0	7.5	61.3	100	81.3	110	48.0	20.0
R*BS12E4S**	4PES-15	48.7	294.0	7.5	69.3	110	89.3	125	60.0	20.0
R*BS15E4S**	4NES-20	57.7	352.0	7.5	80.6	125	100.6	150	60.0	20.0
R*BS03L4S**	4FES-3	18.0	115.5	3.8	27.3	50	44.7	50	35.0	12.0
R*BS04L4S**	4EES-4	20.1	142.0	3.8	29.9	60	51.0	60	40.0	15.0
R*BS05L4S**	4DES-5	20.6	163.0	3.8	30.6	60	51.0	60	40.0	15.0
R*BS06L4S**	4CES-6	25.0	215.0	3.8	36.1	70	61.0	80	48.0	20.0
R*BS08L4S**	4TES-9	28.2	180.0	7.5	43.8	80	76.0	90	60.0	20.0
R*BS09L4S**	4PES-12	34.6	222.0	7.5	51.8	90	76.0	100	60.0	20.0
R*BS10L4S**	4NES-14	39.7	252.0	7.5	58.1	100	78.1	110	60.0	20.0
R*BS12L4S**	4JE-15	50.0	352.0	7.5	71.0	125	91.0	125	60.0	20.0
R*BS15L4S**	4HE-18	54.1	352.0	7.5	76.1	150	96.1	150	60.0	20.0
R*BS22L4S**	4GE-23	57.7	352.0	7.5	80.6	150	121.0	150	96.0	25.0
<b>460V/3/60 Hz, 380V/3/50 Hz</b>										
R*BS03E4S**	2DES-3	7.2	39.5	1.9	11.8	15	19.7	25	15.0	6.0
R*BS04E4S**	2CES-4	8.1	47.5	1.9	12.9	20	19.7	25	15.0	6.0
R*BS05E4S**	4FES-5	13.1	66.5	1.9	19.2	30	31.0	35	24.0	6.0
R*BS06E4S**	4EES-6	13.4	66.5	3.7	21.4	30	31.0	40	24.0	6.0
R*BS07E4S**	4DES-7	15.3	88.0	3.7	23.8	35	38.5	45	30.0	6.0
R*BS08E4S**	4CES-9	17.1	88.0	3.7	26.0	40	44.7	50	35.0	9.0
R*BS10E4S**	4TES-12	21.2	126.0	3.7	31.2	50	44.7	60	35.0	9.0
R*BS12E4S**	4PES-15	24.4	147.0	3.7	35.2	50	51.0	60	40.0	10.0
R*BS15E4S**	4NES-20	28.8	176.0	3.7	40.7	60	61.0	70	48.0	10.0
R*BS03L4S**	4FES-3	8.1	47.5	1.9	13.0	25	19.7	25	15.0	6.0
R*BS04L4S**	4EES-4	9.2	58.0	1.9	14.4	25	20.3	25	15.0	6.0
R*BS05L4S**	4DES-5	10.8	66.5	1.9	16.4	30	26.0	30	20.0	6.0
R*BS06L4S**	4CES-6	14.2	88.0	1.9	20.7	35	31.0	40	24.0	6.0
R*BS08L4S**	4TES-9	14.1	90.0	3.7	22.3	40	38.5	40	30.0	6.0
R*BS09L4S**	4PES-12	17.3	111.0	3.7	26.3	45	44.7	50	35.0	9.0
R*BS10L4S**	4NES-14	19.9	126.0	3.7	29.6	50	44.7	50	35.0	9.0
R*BS12L4S**	4JE-15	25.0	176.0	3.7	36.0	70	51.0	70	40.0	10.0
R*BS15L4S**	4HE-18	27.1	176.0	3.7	38.6	70	51.0	70	40.0	10.0
R*BS22L4S**	4GE-23	28.8	176.0	3.7	40.7	70	61.0	70	48.0	10.0

\* Each asterisk represents a variable character based upon model, voltage, and vintage ordered. See page 4 for nomenclature.

RLA = Rated Load Amps LRA = Locked Rotor Amps

MCA = Minimum Circuit Ampacity MOPD = Maximum Overcurrent Protection

MCA includes 1 amp allowance for control circuit requirement.

† Notes:

1. Air Defrost values do not include evaporator fan electrical load.
2. The electric defrost MCA, MOPD and EVAP FAN AMP columns provide representative rating points for a typical electric defrost application. Contact Application Engineering to recalculate MCA and MOPD values if the actual electric defrost load exceeds the defrost or fan amp values shown in the table above.

# AIR COOLED CONDENSING UNITS

## Specifications - All Models

MODEL DATA			CONNECTIONS (IN.)		PUMP DOWN CAPACITY					
MODEL NUMBER	COMPRESSOR MODEL	HP	SUCTION	LIQUID	STANDARD RECEIVER			OVERSIZED RECEIVER		
					80% R404A (LBS.)	80% R407A/C/F (LBS.)	80% R448A, R449A (LBS.)	80% R404A (LBS.)	80% R407A/C/F (LBS.)	80% R448A, R449A (LBS.)

### Medium Temperature Discus

R*DS04M4S**	2DC3R53KE	4	1-3/8	5/8	18.9	20.8	19.9	40.3	44.4	42.3
R*DS05M4S**	2DD3R63KE	5	1-3/8	5/8	18.9	20.8	19.9	40.3	44.4	42.3
R*DS06M4S**	2DL3R78KE	6	1-5/8	5/8	40.3	44.4	42.3	44.7	49.3	47.0
R*DS07M4S**	2DA3R89KE	7	1-5/8	7/8	40.3	44.4	42.3	44.7	49.3	47.0
R*DS08M4S**	3DA3R10ME	8	1-5/8	7/8	40.3	44.4	42.3	44.7	49.3	47.0
R*DS10M4S**	3DB3R12ME	10	2-1/8	7/8	40.3	44.4	42.3	44.7	49.3	47.0
R*DS12M4S**	3DF3R15ME	12	2-1/8	7/8	44.7	49.3	47.0	68.3	75.3	71.8
R*DS15M4S**	3DS3R17ME	15	2-1/8	7/8	44.7	49.3	47.0	68.3	75.3	71.8

### Low Temperature Discus

R*DS03L4S**	2DF3F16KE	3	1-3/8	1/2	18.9	20.8	19.9	40.3	44.4	42.3
R*DS04L4S**	2DL3F20KE	4	1-3/8	1/2	18.9	20.8	19.9	40.3	44.4	42.3
R*DS05L4S**	2DA3F23KE	5	1-3/8	1/2	18.9	20.8	19.9	40.3	44.4	42.3
R*DS06L4S**	3DA3F28KE	6	1-5/8	5/8	40.3	44.4	42.3	44.7	49.3	47.0
R*DS08L4S**	3DB3F33KE	8	1-5/8	5/8	40.3	44.4	42.3	44.7	49.3	47.0
R*DS09L4S**	3DF3F40KE	9	2-1/8	5/8	40.3	44.4	42.3	44.7	49.3	47.0
R*DS10L4S**	3DS3F46KE	10	2-1/8	5/8	40.3	44.4	42.3	44.7	49.3	47.0
R*DS12L4S**	4DBNF54KE	12	2-1/8	5/8	40.3	44.4	42.3	44.7	49.3	47.0
R*DS15L4S**	4DHNF63KE	15	2-1/8	5/8	40.3	44.4	42.3	44.7	49.3	47.0
R*DS22L4S**	4DJNF76KE	22	2-1/8	7/8	44.7	49.3	47.0	68.3	75.3	71.8

### Extended Range Medium Temperature Scroll

R*OS04E4S**	ZS29KAE	4	1-1/8	5/8	18.9	20.8	19.9	40.3	44.4	42.3
R*OS05E4S**	ZS33KAE	5	1-1/8	5/8	18.9	20.8	19.9	40.3	44.4	42.3
R*OS06E4S**	ZS38K4E	6	1-3/8	5/8	18.9	20.8	19.9	40.3	44.4	42.3
R*OS07E4S**	ZS45K4E	7	1-3/8	5/8	40.3	44.4	42.3	44.7	49.3	47.0
R*OS08E4S**	ZB58K5E	8	1-5/8	7/8	40.3	44.4	42.3	44.7	49.3	47.0
R*OS09E4S**	ZB66K5E	9	1-5/8	7/8	40.3	44.4	42.3	44.7	49.3	47.0
R*OS10E4S**	ZB76K5E	10	1-5/8	7/8	40.3	44.4	42.3	44.7	49.3	47.0
R*OS13E4S**	ZB95K5E	13	2-1/8	7/8	44.7	49.3	47.0	68.3	75.3	71.8
R*OS15E4S**	ZB114K5E	15	2-1/8	7/8	44.7	49.3	47.0	68.3	75.3	71.8

### Low Temperature Scroll

R*OS08L4S**	ZF25K4E	8	1-5/8	1/2	18.9	20.8	19.9	40.3	44.4	42.3
R*OS10L4S**	ZF34K5E	10	1-5/8	5/8	40.3	44.4	42.3	44.7	49.3	47.0
R*OS13L4S**	ZF41K5E	13	2-1/8	5/8	40.3	44.4	42.3	44.7	49.3	47.0
R*OS15L4S**	ZF49K5E	15	2-1/8	5/8	40.3	44.4	42.3	44.7	49.3	47.0

### Extended Range Medium Temperature Bitzer

R*BS03E4S**	2DES-3	3	1-1/8	5/8	18.9	20.8	19.9	40.3	44.4	42.3
R*BS04E4S**	2CES-4	4	1-3/8	5/8	18.9	20.8	19.9	40.3	44.4	42.3
R*BS05E4S**	4FES-5	5	1-3/8	5/8	18.9	20.8	19.9	40.3	44.4	42.3
R*BS06E4S**	4EES-6	6	1-5/8	5/8	40.3	44.4	42.3	44.7	49.3	47.0
R*BS07E4S**	4DES-7	7	1-5/8	7/8	40.3	44.4	42.3	44.7	49.3	47.0
R*BS08E4S**	4CES-9	8	1-5/8	7/8	40.3	44.4	42.3	44.7	49.3	47.0
R*BS10E4S**	4TES-12	10	2-1/8	7/8	40.3	44.4	42.3	44.7	49.3	47.0
R*BS12E4S**	4PES-15	12	2-1/8	7/8	44.7	49.3	47.0	68.3	75.3	71.8
R*BS15E4S**	4NES-20	15	2-1/8	7/8	44.7	49.3	47.0	68.3	75.3	71.8

### Low Temperature Bitzer

R*BS03L4S**	4FES-3	3	1-3/8	1/2	18.9	20.8	19.9	40.3	44.4	42.3
R*BS04L4S**	4EES-4	4	1-3/8	1/2	18.9	20.8	19.9	40.3	44.4	42.3
R*BS05L4S**	4DES-5	5	1-3/8	1/2	18.9	20.8	19.9	40.3	44.4	42.3
R*BS06L4S**	4CES-6	6	1-5/8	1/2	18.9	20.8	19.9	40.3	44.4	42.3
R*BS08L4S**	4TES-9	8	1-5/8	5/8	40.3	44.4	42.3	44.7	49.3	47.0
R*BS09L4S**	4PES-12	9	1-5/8	5/8	40.3	44.4	42.3	44.7	49.3	47.0
R*BS10L4S**	4NES-14	10	2-1/8	5/8	40.3	44.4	42.3	44.7	49.3	47.0
R*BS12L4S**	4JE-15	12	2-1/8	5/8	40.3	44.4	42.3	44.7	49.3	47.0
R*BS15L4S**	4HE-18	15	2-1/8	5/8	40.3	44.4	42.3	44.7	49.3	47.0
R*BS22L4S**	4GE-23	22	2-1/8	7/8	44.7	49.3	47.0	68.3	75.3	71.8

See Specifications notes listed at the bottom of page 34.

# 3 TO 22 HP

## Specifications - All Models

MODEL DATA		CABINET SIZE†	FAN QTY.	DIMENSIONS (IN.)			APPROX. SHIP WT. (LBS.)
MODEL NUMBER	COMP. MODEL			D	W	H	

### Medium Temperature Discus

R*DS04M4S**	2DC3R53KE	FD1	1	49	38-5/16	36-3/8	825
R*DS05M4S**	2DD3R63KE	FD1	1	49	38-5/16	36-3/8	850
R*DS06M4S**	2DL3R78KE	FD2	2	49	68-5/16	36-3/8	1,075
R*DS07M4S**	2DA3R89KE	FD2	2	49	68-5/16	36-3/8	1,100
R*DS08M4S**	3DA3R10ME	FD2	2	49	68-5/16	36-3/8	1,130
R*DS10M4S**	3DB3R12ME	FD2	2	49	68-5/16	36-3/8	1,330
R*DS12M4S**	3DF3R15ME	FD3	2	49	68-5/16	43-7/8	1,330
R*DS15M4S**	3DS3R17ME	FD3	2	49	68-5/16	43-7/8	1,350

### Low Temperature Discus

R*DS03L4S**	2DF3F16KE	FD1	1	49	38-5/16	36-3/8	710
R*DS04L4S**	2DL3F20KE	FD1	1	49	38-5/16	36-3/8	760
R*DS05L4S**	2DA3F23KE	FD1	1	49	38-5/16	36-3/8	805
R*DS06L4S**	3DA3F28KE	FD2	2	49	68-5/16	36-3/8	870
R*DS08L4S**	3DB3F33KE	FD2	2	49	68-5/16	36-3/8	1,130
R*DS09L4S**	3DF3F40KE	FD2	2	49	68-5/16	36-3/8	1,275
R*DS10L4S**	3DS3F46KE	FD2	2	49	68-5/16	36-3/8	1,275
R*DS12L4S**	4DBNF54KE	FD2	2	49	68-5/16	36-3/8	1,290
R*DS15L4S**	4DHNF63KE	FD2	2	49	68-5/16	36-3/8	1,310
R*DS22L4S**	4DJNF76KE	FD3	2	49	68-5/16	43-7/8	1,420

### Extended Range Medium Temperature Scroll

R*OS04E4S**	ZS29KAE	FD1	1	49	38-5/16	36-3/8	700
R*OS05E4S**	ZS33KAE	FD1	1	49	38-5/16	36-3/8	710
R*OS06E4S**	ZS38K4E	FD1	1	49	38-5/16	36-3/8	710
R*OS07E4S**	ZS45K4E	FD2	2	49	68-5/16	36-3/8	870
R*OS08E4S**	ZB58K5E	FD2	2	49	68-5/16	36-3/8	915
R*OS09E4S**	ZB66K5E	FD2	2	49	68-5/16	36-3/8	980
R*OS10E4S**	ZB76K5E	FD2	2	49	68-5/16	36-3/8	1,085
R*OS13E4S**	ZB95K5E	FD3	2	49	68-5/16	43-7/8	1,105
R*OS15E4S**	ZB114K5E	FD3	2	49	68-5/16	43-7/8	1,200

### Low Temperature Scroll

R*OS08L4S**	ZF25K4E	FD1	1	49	38-5/16	36-3/8	850
R*OS10L4S**	ZF34K5E	FD2	2	49	68-5/16	36-3/8	1,025
R*OS13L4S**	ZF41K5E	FD2	2	49	68-5/16	36-3/8	1,050
R*OS15L4S**	ZF49K5E	FD2	2	49	68-5/16	36-3/8	1,105

### Extended Range Medium Temperature Bitzer

R*BS03E4S**	2DES-3	FD1	1	49	38-5/16	36-3/8	800
R*BS04E4S**	2CES-4	FD1	1	49	38-5/16	36-3/8	825
R*BS05E4S**	4FES-5	FD1	1	49	38-5/16	36-3/8	850
R*BS06E4S**	4EES-6	FD2	2	49	68-5/16	36-3/8	1,075
R*BS07E4S**	4DES-7	FD2	2	49	68-5/16	36-3/8	1,100
R*BS08E4S**	4CES-9	FD2	2	49	68-5/16	36-3/8	1,130
R*BS10E4S**	4TES-12	FD2	2	49	68-5/16	36-3/8	1,330
R*BS12E4S**	4PES-15	FD3	2	49	68-5/16	43-7/8	1,330
R*BS15E4S**	4NES-20	FD3	2	49	68-5/16	43-7/8	1,350

### Low Temperature Bitzer

R*BS03L4S**	4FES-3	FD1	1	49	38-5/16	36-3/8	710
R*BS04L4S**	4EES-4	FD1	1	49	38-5/16	36-3/8	760
R*BS05L4S**	4DES-5	FD1	1	49	38-5/16	36-3/8	805
R*BS06L4S**	4CES-6	FD1	1	49	38-5/16	36-3/8	870
R*BS08L4S**	4TES-9	FD2	2	49	68-5/16	36-3/8	1,130
R*BS09L4S**	4PES-12	FD2	2	49	68-5/16	36-3/8	1,275
R*BS10L4S**	4NES-14	FD2	2	49	68-5/16	36-3/8	1,275
R*BS12L4S**	4JE-15	FD2	2	49	68-5/16	36-3/8	1,290
R*BS15L4S**	4HE-18	FD2	2	49	68-5/16	36-3/8	1,310
R*BS22L4S**	4GE-23	FD3	2	49	68-5/16	43-7/8	1,420

\* Each asterisk represents a variable character based upon model, voltage, and vintage ordered. See page 4 for nomenclature.

† See pages 38-39 for associated drawings.



**APPLICATIONS:**  
Food Storage and  
Preparation

# AIR COOLED CONDENSING UNITS

## Specifications - All Models

### Department of Energy Annual Walk-In Energy Factor (AWEF) Ratings

BASE MODEL NUMBER	R404A	R407A	R407C	R407F	R448A	R449A
-------------------	-------	-------	-------	-------	-------	-------

#### Discus Extended Medium Temperature Model

R*DS04M4S**	7.6	7.6	7.6	7.6	7.6	7.6
R*DS05M4S**	7.6	7.6	7.6	7.6	7.6	7.6
R*DS06M4S**	7.6	7.6	7.6	7.6	7.6	7.6
R*DS07M4S**	7.6	7.6	7.6	7.6	7.6	7.6
R*DS08M4S**	7.6	7.6	7.6	7.6	7.6	7.6
R*DS10M4S**	7.6	7.6	7.6	7.6	7.6	7.6
R*DS12M4S**	7.6	7.6	7.6	7.6	7.6	7.6
R*DS15M4S**	7.6	7.6	7.6	7.6	7.6	7.6

#### Scroll Extended Medium Temperature Models

R*OS04E4S**	7.6	7.6	7.6	-	7.6	7.6
R*OS05E4S**	7.6	7.6	7.6	-	7.6	7.6
R*OS06E4S**	7.6	7.6	7.6	-	7.6	7.6
R*OS07E4S**	7.6	7.6	7.6	-	7.6	7.6
R*OS08E4S**	7.6	7.6	7.6	7.6	7.6	7.6
R*OS09E4S**	7.6	7.6	7.6	7.6	7.6	7.6
R*OS10E4S**	7.6	7.6	7.6	7.6	7.6	7.6
R*OS13E4S**	7.6	7.6	7.6	7.6	7.6	7.6
R*OS15E4S**	7.6	7.6	-	7.6	7.6	7.6

#### Bitzer Extended Medium Temperature Models

R*BS03E4S**	7.6	7.6	7.6	7.6	7.6	7.6
R*BS04E4S**	7.6	7.6	7.6	7.6	7.6	7.6
R*BS05E4S**	7.6	7.6	7.6	7.6	7.6	7.6
R*BS06E4S**	7.6	7.6	7.6	7.6	7.6	7.6
R*BS07E4S**	7.6	7.6	7.6	7.6	7.6	7.6
R*BS08E4S**	7.6	7.6	7.6	7.6	7.6	7.6
R*BS10E4S**	7.6	7.6	7.6	7.6	7.6	7.6
R*BS12E4S**	7.6	7.6	7.6	7.6	7.6	7.6
R*BS15E4S**	7.6	7.6	7.6	7.6	7.6	7.6

If model has a numerical value in the table above, the following statement applies: "This refrigeration system is designed and certified for use in walk-in cooler applications."

#### Discus Low Temperature Models

R*DS03L4S**	3.15	3.15	3.15	3.15	3.15	3.15
R*DS04L4S**	3.15	3.15	3.15	3.15	3.15	3.15
R*DS05L4S**	3.15	3.15	3.15	3.15	3.15	3.15
R*DS06L4S**	3.15	3.15	3.15	3.15	3.15	3.15
R*DS08L4S**	3.15	3.15	3.15	3.15	3.15	3.15
R*DS09L4S**	3.15	3.15	3.15	3.15	3.15	3.15
R*DS10L4S**	3.15	3.15	3.15	3.15	3.15	3.15
R*DS12L4S**	3.15	3.15	3.15	3.15	3.15	3.15
R*DS15L4S**	3.15	3.15	3.15	3.15	3.15	3.15
R*DS22L4S**	3.15	3.15	3.15	3.15	3.15	3.15

#### Scroll Low Temperature Models

R*OS08L4S**	3.15	3.15	3.15	3.15	3.15	3.15
R*OS10L4S**	3.15	3.15	3.15	3.15	3.15	3.15
R*OS13L4S**	3.15	3.15	3.15	3.15	3.15	3.15
R*OS15L4S**	3.15	3.15	3.15	3.15	3.15	3.15

#### Bitzer Low Temperature Models

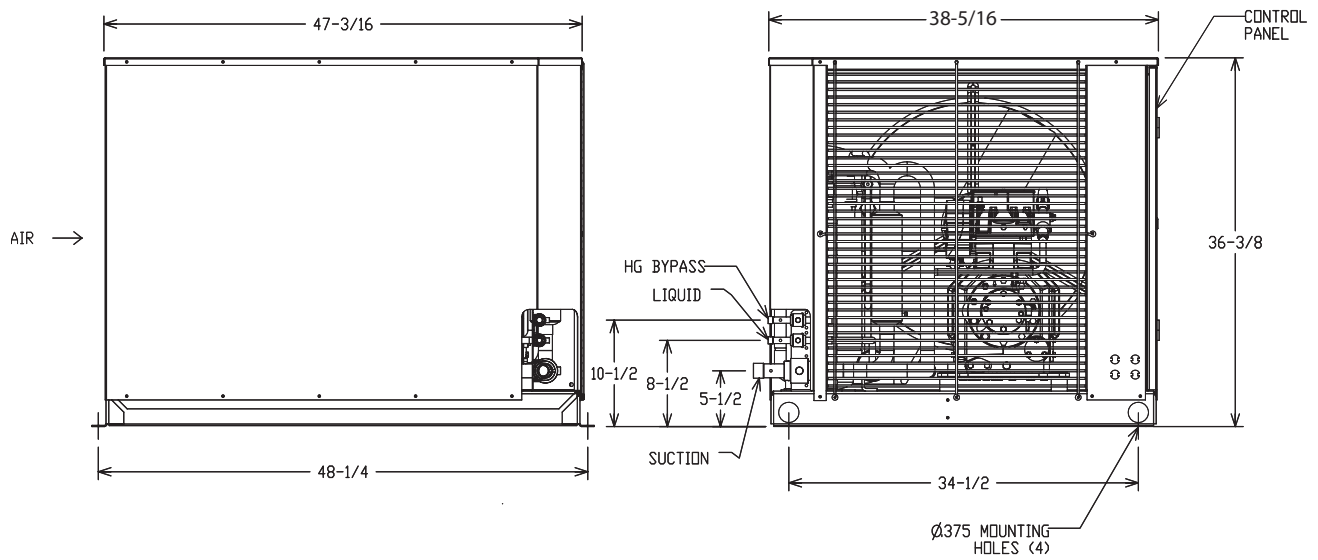
R*BS04L4S**	3.15	3.15	3.15	3.15	3.15	3.15
R*BS05L4S**	3.15	3.15	3.15	3.15	3.15	3.15
R*BS06L4S**	3.15	3.15	3.15	3.15	3.15	3.15
R*BS08L4S**	3.15	3.15	3.15	3.15	3.15	3.15
R*BS09L4S**	3.15	3.15	3.15	3.15	3.15	3.15
R*BS10L4S**	3.15	3.15	3.15	3.15	3.15	3.15
R*BS12L4S**	3.15	3.15	3.15	3.15	3.15	3.15
R*BS15E4S**	3.15	3.15	3.15	3.15	3.15	3.15
R*BS22E4S**	3.15	3.15	3.15	3.15	3.15	3.15

If model has a numerical value in the table above, the following statement applies: "This refrigeration system is designed and certified for use in walk-in freezer applications."

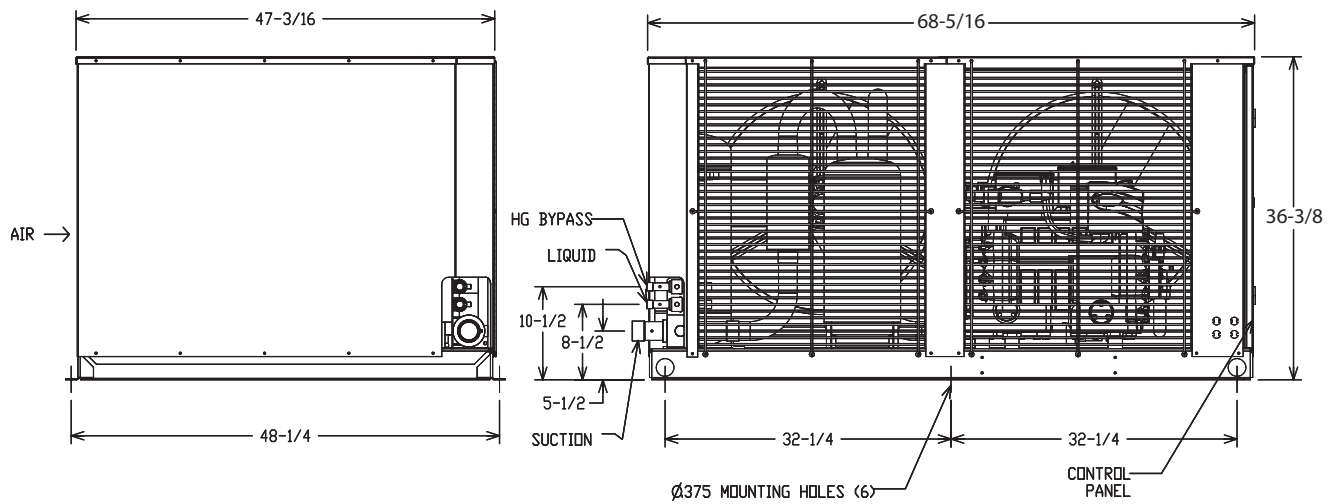
# 3 TO 22 HP

## Physical Dimensions

### FD1



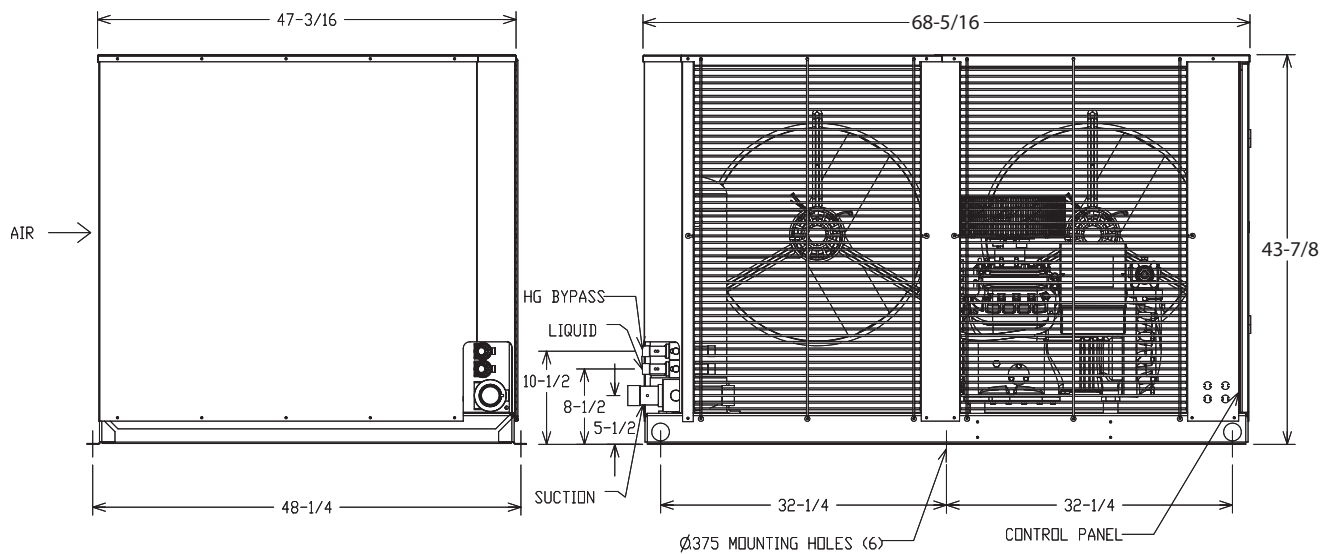
### FD2



# AIR COOLED CONDENSING UNITS

## Physical Dimensions

### FD3



\* Dimensions are in inches.



**Next-Gen II** condensing units are very adaptable and have ample room within the cabinet and control panel for many optional components

# 3TO 22 HP

Due to continuing product development, specifications are subject to change without notice.



201 Thomas French Drive, Scottsboro, AL 35769 • PHONE (256) 259-7400 • FAX (256) 259-7478 • [russell.htpg.com](http://russell.htpg.com)  
E-mail or call us for help: [parts@htpg.com](mailto:parts@htpg.com) or 1-855-HTPARTS (1-855-487-2787)