



engineered for life™



The right choice made
simple.



Introducing the Floating Air line of ductless mini-splits
—designed with distributors & technicians in mind

SKU reduction

With just 40 SKUs across three tiers, the Floating Air™ line offers easier inventory management. Expanded from the previous platform, each tier offers increased heating performance and indoor unit applications. And all wall-mounted units of the same voltage are universal across tiers, simplifying product matchups for homeowners.

PlusOne® **FastPro** easy install & service

Simplifying installation and saving significant time on the job, our PlusOne **FastPro** design built into all wall-mounted units¹ features alignment arrows for confident installation, kickstands for a larger work area and quick removal of the blower wheel assembly for faster cleaning.

Dedicated support team

In addition to multiple stocking distribution centers, we have a newly developed team dedicated to supporting ductless mini-split products, so it's quick and easy to get the equipment you need while ensuring contractors have trusted support.


Low failure rates

Feel confident carrying and selling Floating Air products. Every model is equipped with Diamonblue™ Advanced Corrosion Protection—designed to extend the unit's life—and is engineered to heat and cool efficiently. Plus, certain models feature extreme temperature operation, with cooling in ambient temperatures down to 5°F and heating down to -22°F.

Features homeowners love

Not only is it affordable, but the Floating Air line is equipped with features like built-in Wi-Fi connectivity for smart control³, a Precision Inverter® compressor and sustainable operation—making it easier than ever for contractors to sell to homeowners.

Learn more at Rheem.ca/FloatingAir
































































































































¹Excludes FAHSW36A3D. ²Faster than similar installation, cleaning, and service performed on standard ductless wall-mounted units. ³Wi-Fi broadband internet connection required. Download the ComfortPro mobile app from the App Store® or Google Play®; Amazon, Alexa and all related logos are trademarks of Amazon.com Inc. or its affiliates.



engineered for life™



SINGLE-ZONE										
		Rheem Model Set	Controls (blue= included)	Rheem Indoor SKU	Rheem Outdoor SKU	Capacity kBtu (Cool/Heat)	SEER2	Cooling Temp. Range	Low Temp. Heating	Lineset Sizes
Wall-mounted Heat Pumps featuring FastPro® easy-service design	Prestige® Series	FXHW093D	   	FAHFW09A3D	FPHFR09A3D	9/9	22.0	5–125°F	-22°F	1/4"–3/8"
		FXHW123D	   	FAHFW12A3D	FPHFR12A3D	12/12	22.0	5–125°F	-22°F	1/4"–3/8"
		FXHW183D	   	FAHFW18A3D	FPHFR18A3D	18/18	21.0	5–125°F	-22°F	1/4"–1/2"
		FXHW243D	   	FAHFW24A3D	FPHFR24A3D	24/24	21.0	5–125°F	-22°F	3/8"–5/8"
	Classic Plus® Series	FPHW091C	   	FAHSW09A1C	FPHSR09A1C	9/9.5	23.0	5–118°F	-13°F	1/4"–3/8"
		FPHW121C	   	FAHSW12A1C	FPHSR12A1C	12/12	22.0	5–118°F	-13°F	1/4"–3/8"
		FPHW093D	   	FAHFW09A3D	FPHSR09A3D	9/9	25.0	5–118°F	-13°F	1/4"–3/8"
		FPHW123D	   	FAHFW12A3D	FPHSR12A3D	12/12	23.0	5–118°F	-13°F	1/4"–3/8"
		FPHW183D	   	FAHFW18A3D	FPHSR18A3D	18/18	21.0	5–118°F	-13°F	1/4"–1/2"
		FPHW243D	   	FAHFW24A3D	FPHSR24A3D	24/24	22.5	5–118°F	-13°F	3/8"–5/8"
	Classic® Series	FSHW091C	   	FAHSW09A1C	FSHSR09B1C	9/9.5	20.0	5–118°F	-5°F	1/4"–3/8"
		FSHW121C	   	FAHSW12A1C	FSHSR12B1C	12/12	18.0	5–118°F	-5°F	1/4"–3/8"
		FSHW183D	   	FAHFW18A3D	FSHSR18B3D	18/18	21.0	5–118°F	-5°F	1/4"–1/2"
		FSHW243D	   	FAHFW24A3D	FSHSR24B3D	24/24	19.5	5–118°F	-5°F	3/8"–5/8"
		FSHW363D	   	FAHSW36A3D*	FSHSR36B3D	34.6/35	20.0	5–118°F	-5°F	3/8"–5/8"
Cassette Heat Pumps	Prestige® Series	FPHC093D	   	FPHFC09A3D	FPHFR09A3D	9/9	20.0	5–125°F	-22°F	1/4"–3/8"
		FPHC123D	   	FPHFC12A3D	FPHFR12A3D	12/12	20.0	5–125°F	-22°F	1/4"–3/8"
		FPHC183D	   	FPHFC18A3D	FPHFR18A3D	18/18	20.0	5–125°F	-22°F	1/4"–1/2"
		FPHC243D	   	FPHFC24A3D	FPHFR24A3D	24/24	20.0	5–125°F	-22°F	3/8"–5/8"
		FPHC363D	   	FPHSC36A3D	FPHFR36A3D	36/36	19.5	5–125°F	-22°F	3/8"–5/8"
The Insider® Ducted Heat Pumps	Prestige® Series	FPHD093D		FPHFD09A3D	FPHFR09A3D	9/9	19.5	5–125°F	-22°F	1/4"–3/8"
		FPHD123D		FPHFD12A3D	FPHFR12A3D	12/12	19.5	5–125°F	-22°F	1/4"–3/8"
		FPHD183D		FPHFD18A3D	FPHFR18A3D	18/18	19.0	5–125°F	-22°F	1/4"–1/2"
		FPHD243D		FPHFD24A3D	FPHFR24A3D	24/24	19.0	5–125°F	-22°F	3/8"–5/8"
		FPHD363D		FAHSW36A3D*	FPHFR36A3D	33/36	18.5	5–125°F	-22°F	3/8"–5/8"
MULTI-ZONE										
	Zones	Controls	Rheem Indoor SKU	Rheem Outdoor SKU	Capacity kBtu (Cool/Heat)	SEER2	Cooling Temp. Range	Low Temp. Heating	Lineset Sizes	
Outdoor Units	2			FPHMR18A3D	24/24	22.0	5–125°F	-22°F	1/4"–3/8"	
	2/3			FPHMR27A3D	36/35	23.0	5–125°F	-22°F	1/4"–3/8"	
	2/3/4			FPHMR36A3D	48/48	22.0	5–125°F	-22°F	1/4"–3/8"	
	2/3/4/5			FPHMR42A3D	54/54	22.0	5–125°F	-22°F	1/4"–3/8"	
Wall-mounted Heat Pumps featuring FastPro® easy-service design	Prestige® Series	   	FAHMW07A3D		7/8.5	Up to 23.0	5–125°F	-13°F	1/4"–3/8"	
		   	FAHFW09A3D		9/9	Up to 23.0	5–125°F	-13°F	1/4"–3/8"	
		   	FAHFW12A3D		12/12	Up to 23.0	5–125°F	-13°F	1/4"–3/8"	
		   	FAHFW18A3D		18/18	Up to 23.0	5–125°F	-13°F	1/4"–1/2"	
		   	FAHFW24A3D		24/24	Up to 23.0	5–125°F	-13°F	3/8"–5/8"	
Cassette Heat Pumps	Prestige® Series	   	FPHFC09A3D		9/9	Up to 23.0	5–125°F	-13°F	1/4"–3/8"	
		   	FPHFC12A3D		12/12	Up to 23.0	5–125°F	-13°F	1/4"–3/8"	
		   	FPHFC18A3D		18/18	Up to 23.0	5–125°F	-13°F	1/4"–1/2"	
		   	FPHFC24A3D		24/24	Up to 23.0	5–125°F	-13°F	3/8"–5/8"	
The Insider® Ducted Heat Pumps	Prestige® Series		FPHFD09A3D		9/9	Up to 19.0	5–125°F	-13°F	1/4"–3/8"	
			FPHFD12A3D		12/12	Up to 19.0	5–125°F	-13°F	1/4"–3/8"	
			FPHFD18A3D		18/18	Up to 19.0	5–125°F	-13°F	1/4"–1/2"	
			FPHFD24A3D		24/24	Up to 19.0	5–125°F	-13°F	3/8"–5/8"	
Air Handlers	Prestige® Series	Most 24V Stats	FPHFA18A3D		18/18	Up to 19.0	5–125°F	-13°F	1/4"–1/2"	
		Most 24V Stats	FPHFA24A3D		24/24	Up to 19.0	5–125°F	-13°F	3/8"–5/8"	

KEY (blue indicates included/built-in, white indicates optional)

*PlusOne® FastPro not available on this model.

 Wi-Fi
  Wireless Remote Control
  Wireless Thermostat
  Wired Thermostat

08/25 | Form No. M11-1190