

ProSeries XTP™

Thermostatic Water Heater for Commercial and Industrial Applications

Specifications

Tankless Electric Water Heater

Applications

- Booster (up to 180°F)
- Recirculation loop*
- Washdown processes
- Commercial kitchens / utility sinks
- Kitchen, wet bar, utility sinks
- Mop sinks
- Dishwasher

Features

- Adaptive Stability Technology™ assesses the heater condition and shifts unit operation to ensure a consistent and reliable output
- Includes wall mounting bracket allowing for easy, flexible installation, reducing time and labor
- SafeStart™ engages upon start-up to avoid dry-fire occurrence
- 4-line, 20-character LED display delivers an enhanced user experience - display relays system status & operation feedback
- Built to last - constructed of powder-coated galvanized steel, stainless steel heat exchanger and sheathed copper heating elements, protecting the heater and minimizing the occurrence of rust and corrosion
- Self-diagnostics with intelligent controls actively protect heater in installed environment
- Flow activation at 0.5 GPM/ 1.89 LPM across product line
- Max flow of 20 GPM
- Fittings suit common plumbing connections (3/4" NPT)
- Temperature stability at +/- 1°F or +/- 0.6°C output
- High temperature limit switch enables safe operation
- Powered by three phase delta, capable of supporting locations serviced by three phase wye or three phase delta power
- Only one input water line, cold or hot, needed for installation
- Factory set to 120°F
- Compact size for flexible installation
- User adjustable turn on flow
- User adjustable temperature settings 60° - 180°F
- Inlet/outlet thermistors for precise temperature control
- Tamper resistant controls (hardware lockout)
- IP25-rated cover prevents water intrusion within the system (water run-off and minimal corrosion)


Optional Features (NEMA cabinet required)

- N4 (powder coated steel), N4X (304SS) N4X6 (316SS) enclosures
- Free standing legs
- Freeze protection for harsh climate, up to -30°F
- Non-fused or fused electrical disconnect
- GFCI
- Explosion proof – C1D2 Compliant, local certification required. Class Z purge and pressurization system provided with pressure switch for alarm controls. For classification other than C1D2 please contact the factory to discuss options.
- Siren and beacon - audible and visual alarm (C1D2 compliant when paired with explosion proof package)
- Display is visible regardless of NEMA cabinet selection

Product Specifications

Min. Operating Pressure:	35 PSI
Max. Operating Pressure:	150 PSI
Optimum Operating Pressure:	60-90 PSI

*When used in a recirculation application, please consult your Eemax representative for assistance from our Applications Engineering team.

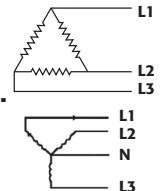


Electrical configuration and requirements

All Eemax three phase units are custom made to order and as such, are non-returnable and non-refundable. Check your electrical supply, making sure all criteria for operating your Eemax water heater are met.

Eemax 480V and 208V Three Phase Units Delta Configuration

Requires: 3 Lives and 1 Ground (earth)



ProSeries XTP is compatible with both Delta and Wye electrical configuration requirements.

When installing a ProSeries XTP to a Wye electrical configuration, the neutral leg is not used.



Special Design Service

- Inquiries for units for unique applications are welcome. Call our Technical Service department at **1 800 543 6163**.
- Custom orders non-refundable

Suggested Specification

Tankless water heater shall be an Eemax model number _____.

Factory installation in a _____ (N4/N4X/N4X6) enclosure.

Enclosure to be fitted with the following features:

_____ FP	Freeze protection (-30°F)
_____ EDS	Non-fused disconnect
_____ FDS	Fused disconnect
_____ EP	Explosion proof (C1D2 compliant)
_____ GFCI	True RMS GFCI with digital display and reset
_____ SK	24" legs for free standing applications
_____ SB	Siren and Beacon
_____ DC	Dry contact
_____ ES	Emergency stop - push button
EX68031-16	Disconnect Switch (see page 42-43)

Note that this disconnect is applicable to NON-NEMA cabinet installations only

Tankless water heater must be constructed with NSF 372 listed materials. Unit to accommodate vertical (upright) or horizontal mounting orientations. Heating element to be sheathed, copper cartridge style, designed for field replacement. Tankless water heater to use 4 line, 20 character LED digital display. Display to include selectable Celsius / Fahrenheit, inlet temperature, outlet temperature, and set point temperature. Display to be capable of relaying flow rate in gallons per minute or liters per minute. Diagnostic features to include error and fault code notifications via digital display. Control board to maintain error/fault history. Water heater must be protected by redundant safeties and to include integrated flow meter that will ensure accurate turn-on /turn-off flow rate. Unit shall have a 0.5 GPM turn on flow. Water heater shall modulate power to the heating elements to maintain a users elected output temperature between 60 - 180°F (subject to incoming water temperature). The unit shall be equipped with both computer controlled and electromechanical thermostat switches for high-limited temperature protection. Maximum operating pressure of 150 PSI. The water heater shall be fitted with 3/4" NPT fittings. Heater shall employ technology that engages upon start-up to avoid dry-fire occurrence. Unit shall be Eemax or approved equal.

ProSeries XTP™

Thermostatic Water Heater for Commercial and Industrial Applications

Specifications Tankless Electric Water Heater

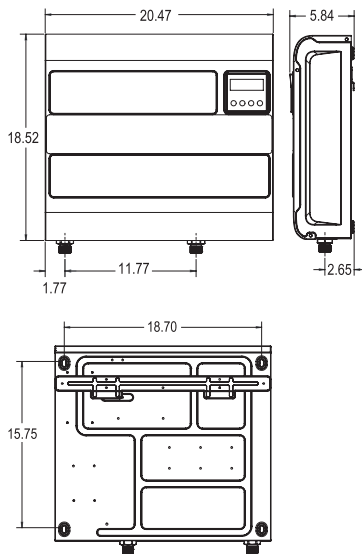
MODEL NUMBER	KW	AMPS PER PHASE	TURN ON (GPM)	RECOMMENDED WIRE SIZE (90° C/CU)	TEMPERATURE RISE °F									
					1.0 GPM	2.0 GPM	3.0 GPM	4.0 GPM	5.0 GPM	6.0 GPM	7.0 GPM	8.0 GPM	9.0 GPM	10.0 GPM
VOLTS 208														
XTP018208	18	50	0.5	8 AWG	123°	60°	40°	30°	24°	20°	17°	15°	13°	12°
XTP024208	24	67	0.5	4 AWG	†	82°	55°	41°	33°	27°	23°	20°	18°	16°
XTP032208	31.2	87	0.5	3 AWG	†	107°	71°	53°	43°	36°	30°	27°	24°	21°
VOLTS 480														
XTP016480	16	19	0.5	12 AWG	109°	55°	36°	27°	22°	18°	16°	14°	12°	11°
XTP020480	20	24	0.5	10 AWG	137°	68°	46°	34°	27°	23°	20°	17°	15°	14°
XTP024480	24	29	0.5	10 AWG	†	82°	55°	41°	33°	27°	23°	20°	18°	16°
XTP027480	27	33	0.5	8 AWG	†	92°	61°	46°	37°	31°	26°	23°	20°	18°
XTP036480	36	43	0.5	8 AWG	†	126°	84°	63°	51°	42°	36°	32°	28°	25°
XTP048480	48	58	0.5	8 AWG	†	†	109°	82°	66°	55°	47°	41°	36°	33°
XTP054480	54	65	0.5	6 AWG	†	†	123°	92°	74°	61°	53°	46°	41°	37°

† Temperature electronically limited to factory preset temperature.

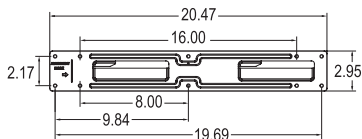
“C” indicates evaluation and compliance to either Underwriters Laboratories (UL) or Intertek (ETL) under CAN/CSA-22.2 No. 64/No. 88.

Base Model Dimensions

Est. weight 36 lb. Designed for wall mounted installation.



Wall Bracket Dimensions

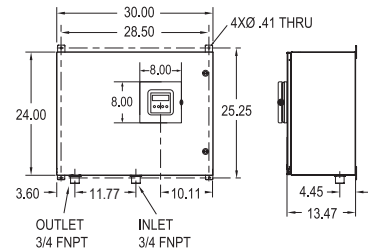


NEMA Cabinet Options*

Dimensions: 24"H x 30"W x 13.5"D

- N4** Powder coated steel
- N4X** Corrosion-resistant 304 stainless steel
- N4X6** Corrosion-resistant 316 stainless steel

Est. total weight 130 lb. Designed for wall mounted installation.



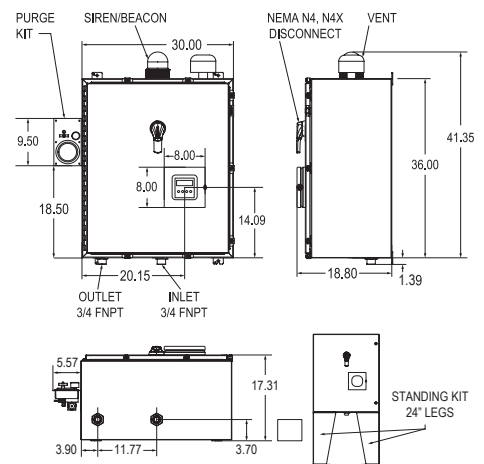
NEMA Cabinet Options and Accessories

Dimensions: 36"H x 30"W x 17.3"D

- N4** Powder coated steel
- N4X** Corrosion-resistant 304 stainless steel
- N4X6** Corrosion-resistant 316 stainless steel

These options require the large cabinet:

- FP** Freeze protection (-30°F)
- EDS** Non-fused disconnect
- FDS** Fused disconnect
- EP** Explosion proof purge kit and vent (C1D2 compliant)



- GFCI** True RMS GFCI with digital display and reset
- SK** 24" legs for free standing applications
- SB** Siren and Beacon
- DC** Dry contact
- ES** Emergency stop - push button

Est. total weight 195 lb, varies based on options. Designed for wall mounted installation. Free standing legs and other options available.

*Refer to page 47 of this specification guide for more details regarding selection.

Disconnect Switch Applications

EX68031-15	EX68031-16
XTP016480, XTP020480, XTP024480	XTP018208, XTP027480, XTP036480, XTP048480