



# Heavy Duty Power Vent Water Heaters

## Professional *Achiever Plus*® Heavy Duty Power Vent gas water heater offers a larger capacities, a flexible venting options and the Guardian System

### Performance

- Recovery Capacity: 72.8 gallons per hour (delivers approximately 110 gallons of hot water in the first hour)\*\*

### Self-Diagnostic System

- Electronic gas control for improved monitoring and service



### Low Emissions

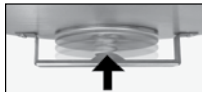
- Eco-friendly burner, low NOx design

### Features


- Uses indoor air for combustion; blower exhausts the flue gases
- Standard 110 VAC electrical connection
- New whisper quiet blower
- Offers larger capacities than the standard Power Vent

### Guardian System™ & Sensor

- Exclusive air/fuel shut-off device
- Maintenance free – no filter to clean
- Disables the heater in the presence of flammable vapor accumulation



Combustion Shut-off System



Flame Arrestor Plate



Maintenance Free

### Flexible Venting Options

- Long venting lengths up to 100 equivalent feet
- PVC, ABS, or CPVC vent pipe options
- Vertical or horizontal termination

### Longer Life

- Premium grade anode rod provides long-lasting tank protection

### High Altitude Compliant

- All models are certified for applications up to 8,500 feet above sea level

### Plus...

- Enhanced flow brass drain valve
- Temperature and pressure relief valve included
- Low lead compliant
- Durable silicon nitride ignitor (HSI)
- EverKleen™ patented system fights sediment build-up
- Standard replacement parts

### Warranty

- 8-Year limited tank and parts warranty\*
- With ProtectionPlus™ the 8-year limited tank warranty becomes 12-year

\*See Warranty Certificate for complete information

**Efficiency** | All models tested according to ANSI test procedures, and meet or exceed the thermal efficiency and standby loss requirements of current ASHRAE standard (EPact). Also exceeds energy efficiency codes of all states including California Energy Commission (CEC).

**Safety and Construction** | Design certified by CSA: For operation at 160 degrees; meets all safety and construction requirements of ANSI Z21.10.3; as an automatic storage or instantaneous water heater; as an automatic circulating tank water heater; and for operation on combustible floors and in alcove installations. All models are North Carolina Code compliant.

**Certified for 150 PSI maximum working pressure.**



## Professional *Achiever Plus* Heavy Duty Power Vent

75-Gallon Capacity  
75,100 BTU/h  
Natural and LP Gas



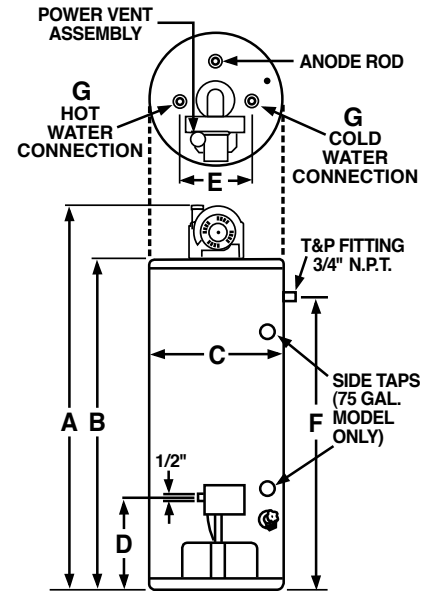
See specifications chart on back.



## Specifications

DESCRIPTION			FEATURES					ROUGHING IN DIMENSIONS (SHOWN IN INCHES)									ENERGY INFO.	
TYPE	NOMINAL GALLON CAPACITY	RATED GALLON CAPACITY	MODEL NUMBER	GAS INPUT IN THOUS. BTU/H		RECOVERY IN G.P.H. 100° F RISE**		UEF FIRST HR. DELIVERY G.P.H.	HEIGHT TO TOP OF ASSEMBLY A	TANK HEIGHT B	DIAM. C	HT. TO GAS CONN. D	WATER CONN. CENTER E	HT. TO SIDE T&P VALVE F	WATER CONN. SIZE G	SHIP WEIGHT (LBS)	UNIFORM ENERGY FACTOR (UEF)	
				NAT.	LP	NAT.	LP											
Tall	75	73	PRO+G75-76N RU PV	75.1	-	72.8	-	110	71-7/8	60-1/8	26-1/4	14-1/2	11	53-1/4	1	330	0.59	
Tall	75	73	PRO+G75-76P RU PV	-	75.1	-	72.8	110	71-7/8	60-1/8	26-1/4	14-1/2	11	53-1/4	1	330	0.59	

Uniform Energy Factor and rated gallon capacity based on Department of Energy (DOE) requirements.  
 \*\*Recovery Capacity is based upon a 100° F water temperature rise and calculated per ANSI Z21.10.3 standards.  
 • 160° F Max. temperature setting.  
 • Features side water connections for space heating applications.



### Maximum and Minimum Vent Lengths for 3" and 4" Vents

FROM SEA LEVEL THROUGH 8,500 FT. ABOVE SEA LEVEL				
MODEL	VENT SYSTEM DIAMETER	MIN. ALLOWED EQUIVALENT VENT LENGTHS (EACH PIPE RUN)	MAX. ALLOWED EQUIVALENT VENT LENGTHS (EACH PIPE RUN)	VENT SYSTEM TERMINATION(S)
75-Gallon	3 Inches	10 Feet	50 Feet	90° Elbow
	4 Inches	10 Feet	100 Feet	90° Elbow

For the 3" and 4" vent, one 90° elbow is approximately equal to 5 feet of pipe. One 45° elbow is approximately equal to 2.5 feet of pipe.

**NOTICE: The mixing of 3" and 4" vent pipe is not recommended. If 4" pipe is used, a 3" to 4" reducer fitting is recommended at the rubber coupling.**

This water heater is supplied with a 3" Schedule 40 PVC 90° vent terminal.

When venting with 4" pipe, a Schedule 40 PVC 90° vent terminal must be used. Screens for both 3" and 4" vent terminals have been included.

*In keeping with its policy of continuous progress and product improvement, Ruud reserves the right to make changes without notice.*