

RELY ON



PROJECT NAME _____
LOCATION _____
ARCHITECT _____
ENGINEER _____
CONTRACTOR _____
SUBMITTED BY _____ DATE _____

UNIT SUMMARY

Quantity						
Unit Designation						
Model No.						
Total Cooling						
Sensible Cooling						
Air Ent. Evaporator						
Air Lvg. Evaporator						
Heating Input						
Heating Output						
CFM/ESP						
EER/SEER						
Electrical						
Minimum Ampacity						
Min.-Max. Breaker						
Net Unit Weight						
Accessory						
Catalog Form Number						

ACCESSORIES:

NOTES:

Endeavor® Line WA15AY iC Air Conditioners

Cooling Efficiencies up to: 15.2 SEER2 / 12.0 EER2

Nominal Sizes: 1.5 to 5 Tons [5.28 to 17.6 kW]

Cooling Capacities: 17.1 to 57.0 kBTU [5.0 to 16.7 kW]

Refrigerant Type: R-454B

JOB NAME _____ LOCATION _____

CONTRACTOR _____ ORDER NO. _____

ENGINEER _____ UNIT MODEL NO. _____

SUBMITTED FOR APPROVAL RECORD COIL MODEL NO. _____

DATE _____ AIR HANDLER MODEL NO. _____

UNIT DATA

COOLING PERFORMANCE

EFFICIENCY SEER

TOTAL CAPACITY* MBH [kW]

SENSIBLE CAPACITY* MBH [kW]

OUTDOOR DESIGN TEMP..... °F [°C] DB

TEMP. OF AIR ENTERING
EVAPORATOR COIL °F [°C] DB

..... °F [°C] WB

POWER INPUT REQUIREMENT kW
(*uses blower motor heat)

HEATING PERFORMANCE

EFFICIENCY HSPF

TOTAL CAPACITY* MBH [kW]

OUTDOOR DESIGN TEMP..... °F [°C] DB

TEMP. OF AIR ENTERING
EVAPORATOR COIL °F [°C] DB

SUPPLY AIR BLOWER PERFORMANCE

TOTAL AIR SUPPLY CFM [L/s]

TOTAL RESISTANCE EXTERNAL
TO UNIT IWG

BLOWER SPEED RPM

POWER OUTPUT REQUIREMENT BHP

MOTOR RATING HP [W]

POWER INPUT REQUIREMENT kW

ELECTRICAL DATA

POWER SUPPLY Hz

TOTAL UNIT AMPACITY AMPS

MINIMUM WIRE SIZE AWG

MAXIMUM OVERCURRENT DEVICE
FUSES/HACR BREAKER AMPS

CLEARANCES

ACCESS SIDE 24" [609.6 mm]

AIR INLETS 12" [304.8 mm]

ABOVE UNIT 60" [1524 mm]

FEATURES

- **7mm Condenser Copper Coil:** Requires less refrigerant allowing for a smaller and lighter footprint while enhancing reliability
- **Fully Louvered Steel Cabinet:** Features durable construction to add protection from yard hazards and weather corrosion
- **Easily Accessible Control Box:** Ease of installation and serviceability
- **PlusOne® Refrigerant Detection System™1:** An integrated one-box, patented design featuring the A2L sensor and mitigation board, offering easier commissioning with a single component and simplified wiring configuration, compatibility with any 24V thermostat application and system protection by automatically pausing outdoor unit operation — if excess refrigerant is detected

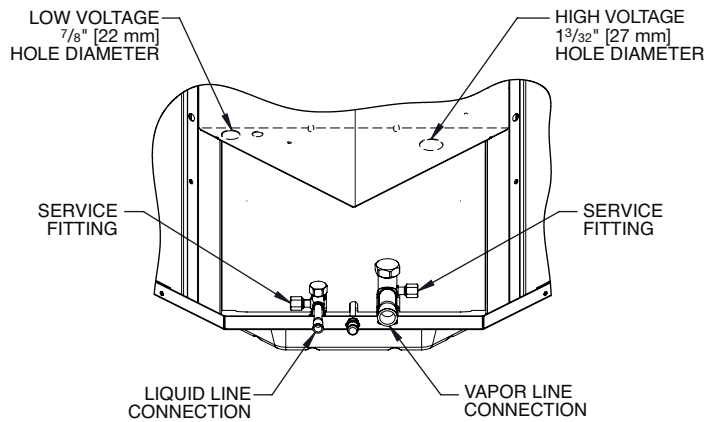
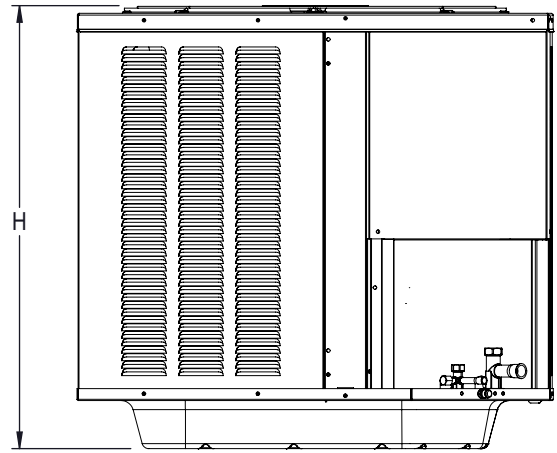
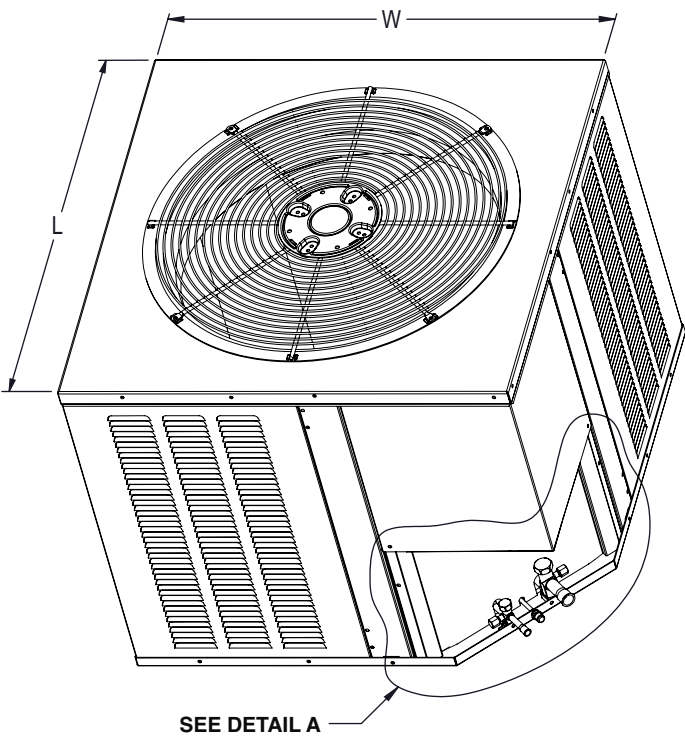
ACCESSORIES/OPTIONS

- Compressor Crankcase Heater
- Low Ambient Control
- Compressor Sound Cover
- Low Pressure Control
- High Pressure Control
- Liquid Line Solenoid (24 VAC, 50/60 Hz)
- Liquid Line Solenoid (120/240 VAC, 50/60 Hz)



¹Factory or field installed in the furnace coil or air handler and is applicable to the complete heating and cooling system featuring Low GWP Refrigerant (A2L)

WA15AY



ST-A1331-01

Unit Dimensions

MODEL NO.	OPERATING						SHIPPING					
	H (Height)		L (Length)		W (Width)		H (Height)		L (Length)		W (Width)	
	INCHES	mm	INCHES	mm	INCHES	mm	INCHES	mm	INCHES	mm	INCHES	mm
WA15AY18	25.17	639	29.54	750	29.54	750	27.06	687	32.63	829	32.63	829
WA15AY24	25.17	639	33.66	855	33.66	855	27.06	687	36.63	930	36.63	930
WA15AY30	27.17	690	33.66	855	33.66	855	29.06	738	36.63	930	36.63	930
WA15AY36	31.17	792	33.66	855	33.66	855	33.06	840	36.63	930	36.63	930
WA15AY42	35.17	893	33.66	855	33.66	855	37.06	941	36.63	930	36.63	930
WA15AY48	35.17	893	33.66	855	33.66	855	37.06	941	36.63	930	36.63	930
WA15AY60	45.17	1300	35.43	903	35.43	903	47.06	1348	38.63	981	38.63	981

[] Designates Metric Conversions

Before proceeding with installation, refer to installation instructions packaged with each model, as well as complying with all Federal, State, Provincial, and Local codes, regulations, and practices.

© 2025 Rheem Manufacturing Company. Trademarks are property of their respective owners.

In keeping with its policy of continuous progress and product improvement, manufacturer reserves the right to make changes without notice.

5600 Old Greenwood Road • Fort Smith, Arkansas 72908