



The new degree of comfort.®



Residential Gas
Professional Classic Plus
Induced Draft Water Heater

Professional *Classic Plus*™ Induced Draft is a compact, energy saving 29-gallon gas water heater that outperforms standard 50-gallon models

Efficiency

- .71 UEF (.70 EF)
- Well insulated for reduced stand-by heat loss

Performance

- 29-Gallon capacity with 90-gallon FHR performance
- Recovery rate of 61 GPH at 90 degree rise, exceeds standard 50-gallon by up to 49%

Compact Size

- Small foot print, 17-3/4 inch diameter
- Fast one-man installation, compact and light weight

Self-Diagnostic System

- Integrated self-diagnostic system control for easy installation and service



Low Emissions

- Eco-friendly burner, low NOx design
- Meets 40 ng/J NOx requirements

Technology

- 110 VAC draft inducer (includes 8-foot cord with 3-prong plug)
- Standard atmospheric Category I, double-wall, B-vent, 3" or 4" (4" adaptor included)

What is a Fan Assisted Draft Inducer?

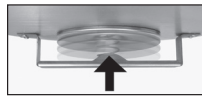
Standard gas water heaters produce extremely hot air during combustion, which moves the combustion gases quickly up the chimney. The Professional *Classic Plus* Induced Draft is much more efficient (i.e. it puts more heat in the water and less heat up the chimney).

A proprietary baffle and flue design retains the heat longer, therefore a device is needed to propel the air and gases upward.


Fan assisted draft inducer creates the proper draft to expel the combustion gases.

Guardian System™ & Sensor

- Exclusive air/fuel shut-off device for double protection
- Maintenance free – no filter to clean
- Protective control system that disables the heater in the presence of flammable vapor accumulation



Combustion Shut-off System



Flame Arrestor Plate



Maintenance Free

Longer Life

- Rheem exclusive R-Tech (resistored) anode rod provides long-lasting tank protection

High Altitude Compliant

- Certified for applications up to 7,700 feet above sea level

Plus...

- Dual certified for both potable water and space heating
- Enhanced-flow brass drain valve
- Temperature and pressure relief valve included
- Low lead compliant
- EverKleen™ patented system fights sediment build-up
- Standard replacement parts

Warranty

- 8-Year limited tank and parts warranty*
- With ProtectionPlus™ the 8-year limited tank warranty becomes 10-year ProtectionPlus – order part number SP20081 (6 pack only)

*See Residential Warranty Certificate for complete information



Professional *Classic Plus*
Induced Draft
29-Gallon Capacity
60,000 Btu/h
Natural Gas



See dimensions chart on back.



INTEGRATED HOME COMFORT



The new degree of comfort.*



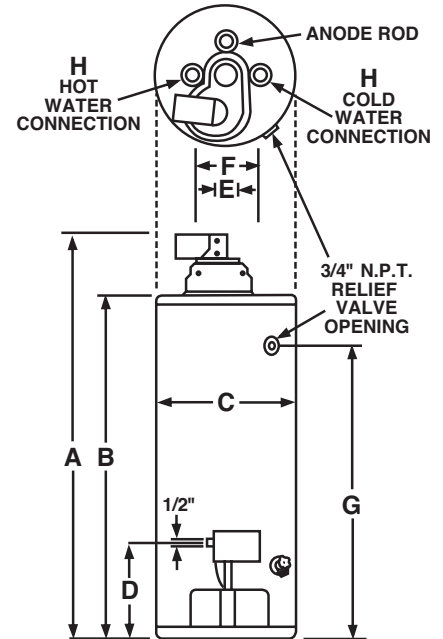
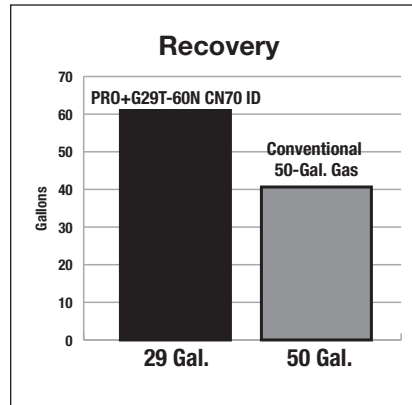
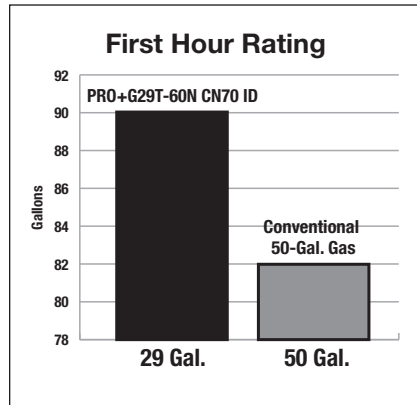
Residential Gas
Professional *Classic Plus*
Induced Draft Water Heater

Rheem Professional *Classic Plus* Induced Draft Specifications

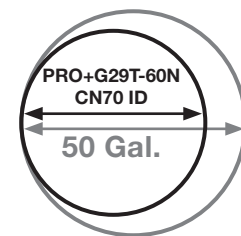
DESCRIPTION			FEATURES			ROUGHING IN DIMENSIONS (SHOWN IN INCHES)									ENERGY INFO.	
NOMINAL GAL. CAP.	RATED GAL. CAP.	MODEL NUMBER	GAS INPUT IN THOUS. BTU/H NAT.	RECOVERY IN G.P.H. 90° RISE NAT.	FIRST HOUR DEL. G.P.H. NAT.	HT. TO VENT A	TANK HT. B	DIAM. C	HT. TO GAS CONN. D	VENT SIZE E	WATER CONN. CNTR. F	HT. TO SIDE T&P G	WATER CONN. H	SHIP. WT. (LBS)	ENERGY FACTOR (EF)	UNIFORM ENERGY FACTOR (UEF)
29	28	PRO+G29T-60N CN70 ID	60	61	93	65-1/2	58-1/4	17-3/4	14	3 or 4	8	51-9/16	3/4	136	0.70	0.71

NOTE: No propane available for this unit.

Performance



Therm-X-Guard thermal expansion tank recommended. See spec sheet 105-29 for correct sizing.



Footprint Comparison

Narrow 17-3/4 inch diameter fits in a smaller space than standard 40 or 50-gallon models.

In keeping with its policy of continuous progress and product improvement, Rheem reserves the right to make changes without notice.

Rheem Canada Ltd./Ltée • 125 Edgeware Road, Unit 1
Brampton, Ontario L6Y 0P5 • www.rheem.ca



INTEGRATED HOME COMFORT