



PROJECT NAME \_\_\_\_\_  
 LOCATION \_\_\_\_\_  
 ARCHITECT \_\_\_\_\_  
 ENGINEER \_\_\_\_\_  
 CONTRACTOR \_\_\_\_\_  
 SUBMITTED BY \_\_\_\_\_ DATE \_\_\_\_\_

**UNIT SUMMARY**

Quantity						
Unit Designation						
Model No.						
Total Cooling						
Sensible Cooling						
Air Ent. Evaporator						
Air Lvg. Evaporator						
Heating Input						
Heating Output						
CFM/ESP						
EER/SEER						
Electrical						
Minimum Ampacity						
Min.-Max. Breaker						
Net Unit Weight						
Accessory						
Catalog Form Number						

**ACCESSORIES:**

**NOTES:**

**Endeavor® Line (-)P15AY iC Heat Pumps**  
**Cooling Efficiencies up to: 15.2 SEER2 / 11.7 EER2**  
**Heating Efficiencies up to: 7.8 HSPF2**  
**Nominal Sizes: 1.5 to 5 Tons [5.28 to 17.6 kW]**  
**Cooling & Heating Capacities: 17.1 to 57 kBTU [5.0 to 16.7 kW]**  
**Refrigerant Type: R-454B**

JOB NAME \_\_\_\_\_ LOCATION \_\_\_\_\_  
 CONTRACTOR \_\_\_\_\_ ORDER NO. \_\_\_\_\_  
 ENGINEER \_\_\_\_\_ UNIT MODEL NO. \_\_\_\_\_  
 SUBMITTED FOR  APPROVAL  RECORD COIL MODEL NO. \_\_\_\_\_  
 DATE \_\_\_\_\_ AIR HANDLER MODEL NO. \_\_\_\_\_

**UNIT DATA**

**COOLING PERFORMANCE**

EFFICIENCY ..... SEER  
 TOTAL CAPACITY\* ..... MBH [kW]  
 SENSIBLE CAPACITY\* ..... MBH [kW]  
 OUTDOOR DESIGN TEMP..... °F [°C] DB  
 TEMP. OF AIR ENTERING  
 EVAPORATOR COIL ..... °F [°C] DB  
 °F [°C] WB  
 POWER INPUT REQUIREMENT ..... kW  
 (\*uses blower motor heat)

**HEATING PERFORMANCE**

EFFICIENCY ..... HSPF  
 TOTAL CAPACITY\* ..... MBH [kW]  
 OUTDOOR DESIGN TEMP..... °F [°C] DB  
 TEMP. OF AIR ENTERING  
 EVAPORATOR COIL ..... °F [°C] DB

**SUPPLY AIR BLOWER PERFORMANCE**

TOTAL AIR SUPPLY..... CFM [L/s]  
 TOTAL RESISTANCE EXTERNAL  
 TO UNIT ..... IWG  
 BLOWER SPEED..... RPM  
 POWER OUTPUT REQUIREMENT ..... BHP  
 MOTOR RATING ..... HP [W]  
 POWER INPUT REQUIREMENT ..... kW

**ELECTRICAL DATA**

POWER SUPPLY ..... Hz  
 TOTAL UNIT AMPACITY..... AMPS  
 MINIMUM WIRE SIZE ..... AWG  
 MAXIMUM OVERCURRENT DEVICE  
 FUSES/HACR BREAKER ..... AMPS

**CLEARANCES**

ACCESS SIDE 24" [609.6 mm]  
 AIR INLETS 12" [304.8 mm]  
 ABOVE UNIT 60" [1524 mm]

**FEATURES**

- **Fully Louvered Steel Cabinet:** Features durable construction to add protection from yard hazards, weather corrosion
- **Two-Stage Scroll Compressor:** Features two speeds (high and low) of cooling and heating, providing more precise temperature control, lower humidity and greater efficiency when compared to single stage compressors
- **7mm Condenser Copper Coil:** Requires less refrigerant allowing for a smaller and lighter footprint while enhancing reliability
- **Inverted Reversing Valve:** Allows for faster heat transfer with gravity assist shifting and reduced joint stress for increased reliability
- **Easily Accessible Control Box:** Ease of installation and serviceability
- **PlusOne® Refrigerant Detection System™1:** An integrated one-box, patented design featuring the A2L sensor and mitigation board, offering easier commissioning with a single component and simplified wiring configuration, compatibility with any 24V thermostat application and system protection by automatically pausing outdoor unit operation — if excess refrigerant is detected
- **Designing for Sustainability with Low GWP:** For 2025, the Environmental Protection Agency (EPA) has set a global warming potential (GWP) limit of 700 for refrigerant used in heating and cooling systems. This new requirement will result in a 78%<sup>2</sup> lower GWP than previous-generation refrigerants — with only minimal changes to system installation. For us, this is another step toward our continued sustainability goal of reducing greenhouse gas emissions, while still delivering an exceptional level of energy efficient, dependable comfort

**ACCESSORIES/OPTIONS**

Compressor Crankcase Heater.....   
 Low Ambient Control (Model No. RXAD-A08).....   
 Compressor Sound Cover.....   
 Compressor Hard Start Kit.....   
 Low Pressure Control.....   
 High Pressure Control.....   
 Liquid Line Solenoid (24 VAC, 50/60 Hz).....   
 Liquid Line Solenoid (120/240 VAC, 50/60 Hz).....

<sup>1</sup>Factory or field installed in the furnace coil or air handler and is applicable to the complete heating and cooling system featuring Low GWP Refrigerant (A2L)  
<sup>2</sup>When comparing the GWP of R-454B to R-410A refrigerant



*\*Proper sizing and installation of equipment is critical to achieve optimal performance. Split system air conditioners and heat pumps must be matched with appropriate coil components to meet ENERGY STAR®. Ask your Contractor for details or visit [www.energystar.gov](http://www.energystar.gov).*

(-)P15AY

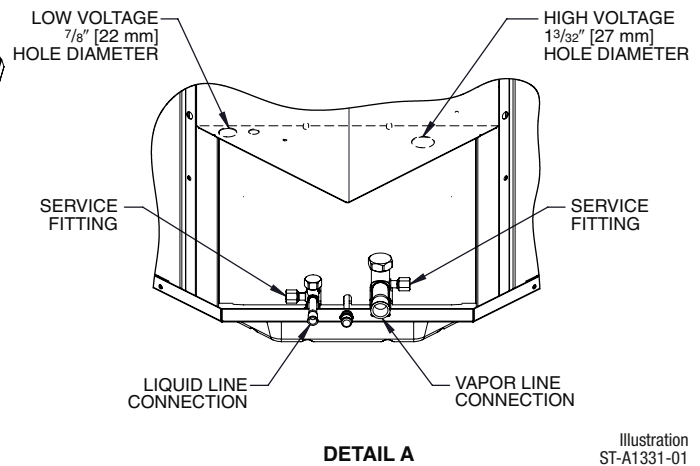
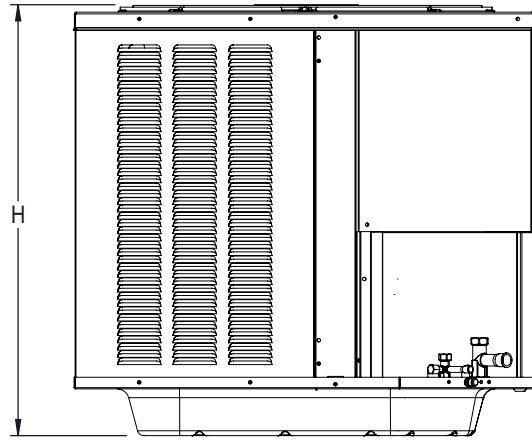
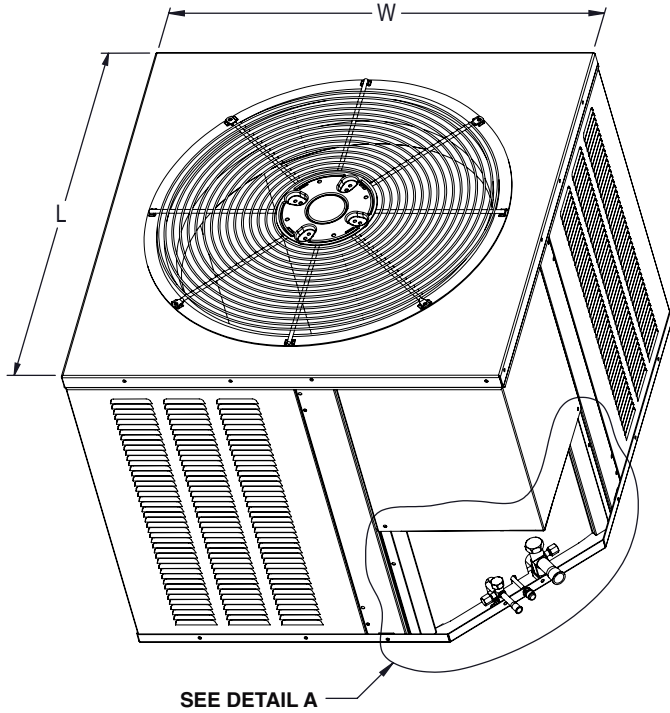


Illustration  
ST-A1331-01  
Rev. 10-20-2022

[ ] Designates Metric Conversions

## Unit Dimensions

MODEL NO.	OPERATING						SHIPPING					
	H (Height)		L (Length)		W (Width)		H (Height)		L (Length)		W (Width)	
	INCHES	mm	INCHES	mm	INCHES	mm	INCHES	mm	INCHES	mm	INCHES	mm
(-)P15AY18A	25.00	635	29.75	756	29.75	756	27.90	709	33.25	845	33.25	845
(-)P15AY24A	25.00	635	29.75	756	29.75	756	27.90	709	33.25	845	33.25	845
(-)P15AY30A	35.00	889	33.75	857	33.75	857	38.35	974	37.64	956	37.64	956
(-)P15AY36A	39.00	991	35.75	908	35.75	908	40.50	1029	38.38	975	38.38	975
(-)P15AY42A	39.00	991	35.75	908	35.75	908	40.50	1029	38.38	975	38.38	975
(-)P15AY48A	39.00	991	35.75	908	35.75	908	40.50	1029	38.38	975	38.38	975
(-)P15AY60A	39.00	991	35.75	908	35.75	908	40.50	1029	38.38	975	38.38	975

Before proceeding with installation, refer to installation instructions packaged with each model, as well as complying with all Federal, State, Provincial, and Local codes, regulations, and practices.

5600 Old Greenwood Road  
Fort Smith, Arkansas 72908

Friedrich trademarks are owned by Friedrich Air Conditioning LLC.  
Rheem and other trademarks are owned by Rheem Manufacturing Company.

In keeping with its policy of continuous progress and product improvement, Rheem reserves the right to make changes without notice.