



Hydronic Air Handler Powered by Tankless Technology

RWMV Series ECM Motor

- Nominal Heating Capacities:
40-100 kBTU [11.7-29.3 kW]



Tankless Water Heater Models:

RUTG-64DVL indoor direct vent and RUTG-64XL outdoor

- Natural and LP models – 11,000 - 150,000 BTU max.
- 6.4 gal./min at 35° F rise max., 5.6 gal./min. at 45° F rise

RUTG-84DVL indoor direct vent and RUTG-84XL outdoor

- Natural and LP models – 11,000 - 180,000 BTU max.
- 8.4 gal./min at 35° F rise max., 6.7 gal./min. at 45° F rise

RUTGH-84DVL indoor direct vent and RUTGH-84XL outdoor

- Natural and LP models – 11,000 - 157,000 BTU max.
- 8.4 gal./min at 35° F rise max., 6.6 gal./min. at 45° F rise

RUTGH-90DVL indoor direct vent and RUTGH-90XL outdoor

- Natural and LP models – 11,000 - 180,000 BTU max.
- 9.0 gal./min at 35° F rise max., 7.5 gal./min. at 45° F rise

RUTG-95DVL indoor direct vent and RUTG-95XL outdoor

- Natural and LP models – 11,000 - 199,900 BTU max.
- 9.5 gal./min at 35° F rise max., 7.4 gal./min. at 45° F rise

RUTGH-95DVL indoor direct vent and RUTGH-95XL outdoor


- Natural and LP models – 11,000 - 199,900 BTU max.
- 9.5 gal./min at 35° F rise max., 8.4 gal./min. at 45° F rise



TABLE OF CONTENTS

System Components	3
Model Features & Model Number Identification.....	4
General Data	5
Dimensional Data.....	6
Airflow Performance Data	7
Water Heater Performance Data	8
Tankless Water Heater-Mid Efficiency Tankless Series	9-10
Tankless Water Heater-Condensing Tankless Series	11-12
Accessories	13
Typical Piping.....	14
Limited Warranty	15

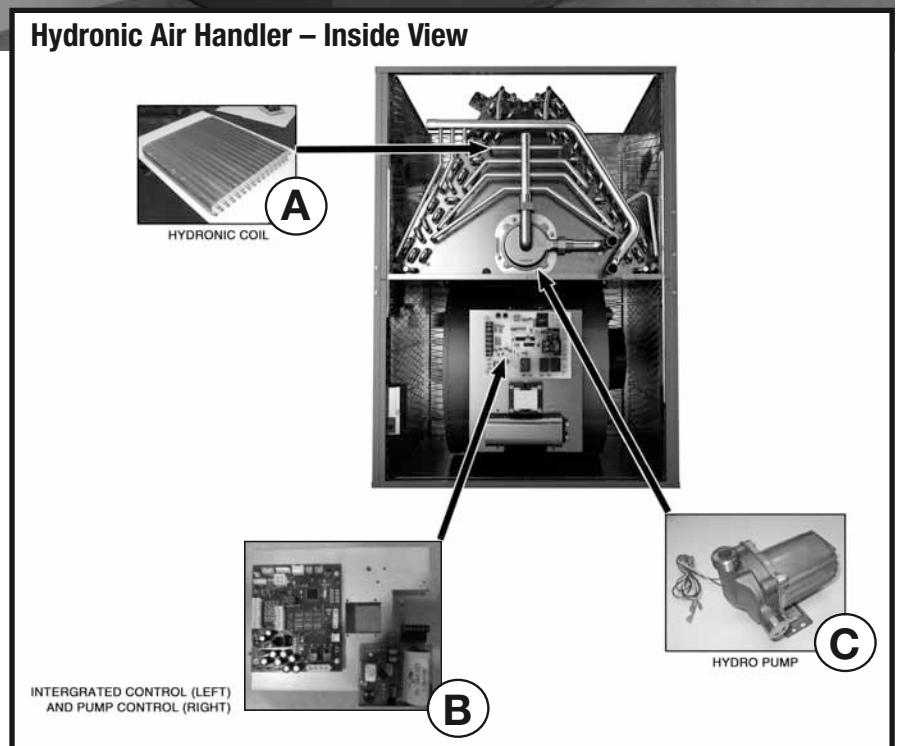
Home Heating & Water Heating Powered by Tankless Technology



Hydronic Air Handler – Inside View

System Components

- ① **Tankless Water Heater**
The Ruud tankless water heater serves two purposes in the hydronic system: it provides continuous hot water for use throughout the home. When a call for heat is made, the tankless water heater also acts as the heat-source for air handler, providing both hot water and heating for the home simultaneously.
- ② **Hydronic Air Handler**
The hydronic air handler features a hydronic heating coil in place of either electric heating elements or gas-fired heat exchangers. When in heating mode, the hydro pump circulates hot water between the tankless water heater and the hydronic coil.
- ③ **Cooling Coil**
In cooling mode, the cooling coil operates the same as any other Ruud heating and cooling system.



Model Features

Features of the Hydronic Air Handler

- Low profile 34-inch design is lighter, easier to handle and leaves room for optional accessories
- Left or right side electric connections
- Integrated control board features diagnostics, manages all operational functions
- An insulated blower compartment makes it one of the quietest hydronic air handlers on the market today
- Pre-paint galvanized steel cabinet, designed for added strength and stability
- Molded permanent filter(s)
- Transformer and control fuse protection
- Solid bottom is standard
- A variety of cooling coils and plenums designed to use with the Hydronic Air Handler are available as optional accessories for air conditioning models
- Stainless steel water pump
- Field convertible for vertical downflow, horizontal left hand, or right hand air supply.
- Energy efficient ECM motor which slowly ramps up speed for quiet and finely tuned operation to maintain constant CFM
- Factory installed indoor coil
- Pump control knob allows adjustment of the differential between the inlet water temperature and outlet air temperature

Features of the Tankless Water Heater

- **Industry best!** Minimum flow rate of .26 GPM, minimum activation flow rate of .40 GPM
- ENERGY STAR® rated models available
- Next generation burner technology
- UMC-117 remote control and 10 ft. of thermostat wire is included
- EZ-Link™ cable available for high demand applications to connect two tankless units to operate as one
- High-altitude capability – up to 8,400 ft. elevation above sea level (no chip required)
- Intelligent electronic controls designed to increase energy efficiency and safety
- Self Diagnostic System
- **Ruud Exclusive!** Built-In Condensate Neutralizer for safe disposal of condensate.
- **Ruud Exclusive!** Overheat Film Wrap safely shuts down the heater at unsafe temperatures.
- All models are compatible with 1/2" gas line.
- Condensing models vent with PVC for easier installations.

Hydronic Air Handler Model Identification

<u>R</u>	<u>W</u>	<u>M</u>	<u>V</u>	<u>04</u>	<u>A</u>	<u>24</u>	<u>14</u>	<u>N</u>	<u>A</u>	<u>A</u>	<u>*</u>
Brand	Product Category	Stages of Airflow	Motor Type	Nominal Capacity BTU/HR [kW]	Major Series	Max Cooling Airflow Tonnage	Width	Controls	Voltage	Minor Series**	Option Code
R = Ruud	W = Hydronic	M = Modulating	P = PSC T = Constant Torque V = ECM	04 = 40,000 [11.7 kW] 06 = 60,000 [17.6 kW] 08 = 80,000 [23.5 kW] 10 = 100,000 [29.0 kW]	A = First	24 = Up to 2 Ton 36 = Up to 3 Ton 48 = 2.5 to 4 Ton 60 = 3 to 5 Ton	14 = 14" 17 = 17.5" 21 = 21" 24 = 24.5"	C-Communicating N-Non-comm	A - 1ph, 115/60	A = 1st Design	*TBD

[] Designates Metric Conversions

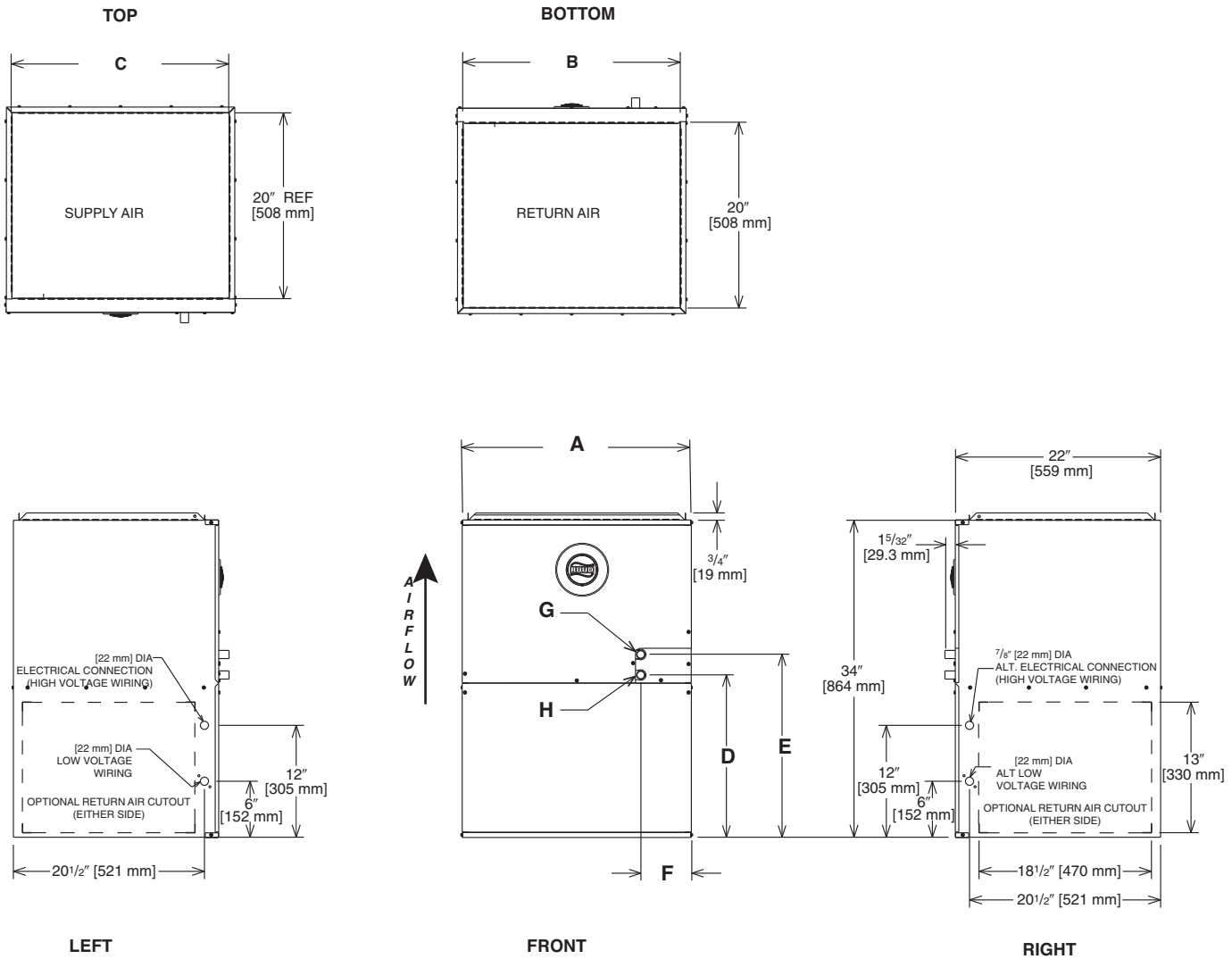
IMPORTANT: BEFORE PURCHASING THIS APPLIANCE, READ IMPORTANT ENERGY COST AND EFFICIENCY INFORMATION AVAILABLE FROM YOUR RETAILER.

**General Data Eco Tech™ (ECM) Models
U.S. and Canadian Models**

MODEL NUMBERS	RWMV04A2414NAA	RWMV06A3617NAA	RWMV08A4821NAA	RWMV10A6024NAA
Nominal Heating Capacity BTU/hur [kW]	40000 [11.7]	60000 [17.6]	80000 [23.4]	100000 [29.3]
Air Side Teperature Rise* °F [°C]	32-53 [17.6-29.2]	24-43 [13.2-23.7]	25-49 [13.8-27.0]	25-46 [13.8-25.3]
Rate Heating CFM [L/s]	800 [378]	1200 [566]	1625 [767]	1800 [850]
Cooling Range [L/s]	500-900	500-1200	500-1600	700-1800
Power Supply (V - Hz - PH)	115-60-1			
Minimum Circuit Ampacity - Amps	7.5	9.625	12	12
Max Rating of Over Current Protective Device - Amps	11.25	17.325	21.6	21.6
Maximum Fuse of Circuit Breaker Size - Amps	15	20	25	25
Motor HP [W]	1/3 [248]	1/2 [373]	3/4 [559]	3/4 [559]
Blower (D x W) in [mm]	10 x 6 [254 x152]	10 x 8 [254 x 203]	10 x 10 [254 x 254]	11 x 11 [279 x 279]
Blower Motor Type	ECM type			
Pump Type	Wet Rotor			
Pump Power Supply (V - Hz - PH)	115-60-1			
Pump Motor RLA/LRA - Amps	1.8			
Pump HP [W]	1/8 [.86]			
Pump Maximum Workin Pressure psi [kPa]	125 [861]			
Max Working Temp °F [°C]	160 [71]			
Water connection Type	Copper Studs			
Inlet Water Connection Diameter in [mm]	3/4 [19]			
Out Water Connection Diameter in [mm]	3/4 [19]			
Shipping Weight LBS [kg]	91 [41]	100 [45]	122 [55]	129 [58]

[] Designates Metric Conversions

Hydronic Air Handler Dimensions and Specifications



ST-A1242-03-X0

Dimensions and Clearance to Combustible Material (inches) [mm]

MODEL	A	B	C	D	E	F
RWMVW104A2414	14 [356]	13 [330]	13 [330]	16-13/16 [427]	19 [483]	3-3/8 [86]
RWMVW106A3617	17-1/2 [445]	16-1/2 [419]	16-1/2 [419]	16-13/16 [427]	19 [483]	4/5/8 [117]
RWMVW108A4821	21 [533]	20 [508]	20 [508]	16-13/16 [427]	19 [483]	4-7/16 [113]
RWMVW110A6024	24-1/2 [622]	23-1/2 [597]	23-1/2 [597]	17-7/16 [443]	19-5/8 [498]	5-7/16 [138]

*A service clearance of at least 24 inches [634mm] is recommended in front of all air handlers.

[] Designates Metric Conversions

Hydronic Air Handler Airflow Performance—Eco Tech™ (ECM) Models

Model	Blower Size in [mm]	Motor HP [Watt]	Blower Speed	HYDRONIC AIR HANDLER AIR FLOW PERFORMANCE -ECM MODELS									
				0.1 [.02]	0.2 [.05]	0.3 [.07]	0.4 [.10]	0.5 [.12]	0.6 [.15]	0.7 [.17]	0.8 [.17]	0.9 [.22]	
RWMV 04A2414NAA	10 X 6 [254 X 152]	1/3 [180]	Low	253 [119]	240 [113]	223 [105]	199 [94]	182 [86]	173 [82]	161 [76]	N/A	N/A	
			Med-Low	518 [244]	520 [245]	511 [241]	509 [240]	500 [236]	498 [235]	496 [234]	480 [227]	473 [223]	
			Med-High	652 [308]	653 [308]	658 [311]	658 [311]	651 [307]	648 [306]	644 [304]	634 [299]	624 [294]	
			High	905 [427]	916 [432]	911 [430]	922 [435]	913 [431]	916 [432]	911 [430]	904 [427]	892 [421]	
RWMV 06A3617NAA	10 X 8 [254 X 203]	1/2 [304]	Low	400 [189]	411 [194]	432 [204]	422 [199]	411 [194]	412 [194]	381 [180]	380 [179]	375 [177]	
			Med-Low	745 [352]	770 [363]	776 [366]	770 [363]	785 [370]	784 [370]	780 [368]	775 [366]	770 [363]	
			Med-High	990 [467]	1013 [478]	1045 [493]	1040 [491]	1058 [499]	1052 [496]	1053 [497]	1050 [496]	1045 [493]	
			High	1252 [591]	1264 [597]	1279 [604]	1278 [603]	1286 [607]	1285 [606]	1285 [606]	1275 [602]	1270 [599]	
RWMV 08A4821NAA	10X10 [254X254]	3/4 [465]	Low	576 [272]	559 [264]	538 [254]	518 [244]	498 [235]	473 [223]	455 [215]	435 [205]	415 [196]	
			Med-Low	898 [424]	912 [430]	929 [438]	932 [440]	902 [426]	901 [425]	880 [415]	863 [407]	846 [399]	
			Med-High	1318 [622]	1345 [635]	1373 [648]	1376 [649]	1375 [649]	1377 [650]	1368 [646]	1357 [640]	1297 [612]	
			High	1615 [762]	1614 [762]	1618 [764]	1603 [757]	1603 [757]	1592 [751]	1588 [749]	1574 [743]	1525 [720]	
RWMV 10A4821NAA	11 X 11 [279 X 279]	3/4 [520]	Low	811 [383]	796 [376]	764 [361]	707 [334]	677 [320]	655 [309]	633 [299]	620 [293]	610 [288]	
			Med-Low	999 [471]	996 [470]	996 [470]	991 [468]	982 [463]	963 [454]	935 [441]	905 [427]	872 [412]	
			Med-High	1534 [724]	1524 [719]	1539 [726]	1556 [734]	1550 [732]	1547 [730]	1543 [728]	1533 [723]	1532 [723]	
			High	1795 [847]	1798 [849]	1800 [850]	1801 [850]	1804 [851]	1792 [846]	1784 [842]	1772 [836]	1753 [827]	

Blower performance measured without filter in place.

[] Designates Metric Conversions

Hydronic Air Handler with Tankless Water Heater Performance

AIR HANDLER MODEL	WATER TEMPERATURE			WATER FLOW RATE (GPM)	BLOWER SPEED	EXTERNAL STATIC PRESSURE (IN. W.C.)	AIR FLOW (CFM) [L/s]	AIR TEMPERATURE			HEAT CAPACITY (BTU/HR) [kW]
	INLET	OUTLET	DELTA					INLET	OUTLET	DELTA	
	(°F) [°C]							(°F) [°C]			
RWMV04A	120 [49]	109 [43]	11 [6]	5.0	High	0.54	800 [378]	68 [20]	102 [39]	31 [29]	26914 [8]
	130 [54]	116 [47]	14 [7]	4.6					108 [42.1]	36 [26]	31488 [9]
	140 [60]	122 [50]	18 [10]	4.0					113 [44.7]	41 [23]	35628 [10]
	150 [66]	129 [54]	21 [12]	3.8					119 [48.3]	47 [20]	40593 [12]
	160 [71]	132 [56]	28 [15]	3.3					120 [48.9]	53 [19]	45454 [13]
RWMV06A	120 [49]	96 [36]	24 [13]	4.0	High	0.59	1200 [566]	68 [20]	104 [40.2]	36 [28]	47040 [14]
	130 [54]	101 [38]	29 [16]	3.8					110 [43.3]	42 [25]	54300 [16]
	140 [60]	105 [41]	35 [21]	3.3					112 [44.7]	44 [23]	57598 [17]
	150 [66]	115 [46]	35 [20]	3.4					114 [45.4]	46 [23]	59348 [17]
	160 [71]	121 [49]	39 [22]	3.3					118 [47.6]	50 [20]	64398 [19]
RWMV08A	120 [49]	100 [38]	10 [11]	4.8	High	0.5	1625 [767]	68 [20]	95 [35.1]	27 [33]	47766 [14]
	130 [54]	103 [39]	27 [15]	4.2					100 [37.6]	32 [30]	55703 [16]
	140 [60]	105 [41]	35 [21]	3.6					104 [39.7]	36 [28]	62341 [18]
	150 [66]	108 [42]	42 [24]	3.5					110 [43.5]	42 [25]	74147 [22]
	160 [71]	106 [41]	54 [30]	3.0					114 [45.6]	46 [22]	80997 [24]
RWMV10A	120 [49]	93 [34]	27 [15]	4.6	High	0.5	1800 [850]	68 [20]	100 [37.8]	32 [30]	62308 [18]
	130 [54]	98 [37]	32 [17]	4.2					103 [39.3]	35 [29]	67635 [20]
	140 [60]	101 [38]	39 [22]	3.6					104 [40]	36 [28]	69936 [20]
	150 [66]	103 [40]	47 [26]	3.6					111 [44]	43 [24]	84130 [25]
	160 [71]	101 [38]	59 [33]	3.3					118 [47.9]	50 [20]	97514 [29]

CFM = Cubic Feet Per Minute

ESP = External Static Pressure

*Recommended Operating Point

Inlet Air at 68°F [20°C]

Capacities are based on a piping arrangement with a total equivalent length of 100 ft [30m].

Entering water temperatures must not exceed 160°F [71°C]

[] Designates Metric Conversions

Ruud Ultra™ RUTGH is a series of High-Efficiency Condensing Tankless Gas Water Heaters designed for continuous hot water

Efficiency

- .93 UEF (.95 - .96 EF) with stainless steel condensing heat exchanger

Performance

- **EcoNet® Enabled** – all Tankless products from 2010 to present can connect to EcoNet mobile app via Tankless EcoNet Accessory Kit (REWRA630TWH)
- **Exclusive! Water Savings Setting** – upon activation, this setting can save up to 1,100 gallons water/year¹ by reducing flow at the tap until set temperature is achieved (optional)
- **Industry Best! Low Flow Activation** – Minimum flow rate of .26 GPM and minimum activation flow rate of .40 GPM ensures hot water even in low demand situations
- **Recirculation Pump Kit-Ready** – Providing faster hot water at the tap and savings of up to 12,000 gallons water/year²

Easy Installation and Service

- **Vent with 2", 3" or 4" PVC**
- Built-in condensate neutralizer
- 1/2" Gas line compatibility³
- **Exclusive! Maintenance Notice Setting** – Alerts homeowner, after 500 hours of use, to call for service check (optional)
- Self-diagnostic system for easy installation and service
- High-altitude capability – up to 8,400 ft. elevation above sea level⁴

Technology

- For higher demand applications, easily link multiple tankless units to operate as one system:
 - 2 Units: EZ Link cable
 - Up to 6 units: MIC-6 Control Board
 - Up to 20 units: MIC-185 plus MICS-180 manifold control assembly

Low Emissions

- **Environmentally Friendly** ultra low NOx burner meets SCAQMD rule 1146.2 requirements

Safety

- **Exclusive! Guardian OFW™ overheat film wrap** – prevents dangerous temperatures and provides industry best side-to-side clearance of 1/2 inch
- **Exclusive! Hot Start Programming** – Minimizes cold water bursts by staying in ready-fire state for back-to-back hot water needs

Plus...

- Digital remote control and 10 ft. of thermostat wire included – shows temperature setting and service codes
- Supplied with a 120-volt power cord (indoor models only)
- **Industry Best!** Freeze protection to -30°F
- Maximum water temperature is 140°F. For higher temperature applications, upgrade kits are available

Warranty

- 12-Year heat exchanger – residential, 5-year heat exchanger – commercial, 5-year parts and 1-year labor

See Warranty Certificate for complete information



RUTGH-DVL Indoor Direct Vent
RUTGH-XL Outdoor
11,000-199,900 BTU/h
Natural and LP Gas



LEED Points = 2

¹Savings based on DOE test procedures.

²Pump kit designed for single unit applications only.

³Follow National Fuel Gas Code or local applicable codes.

⁴Contact customer service for exact altitude rating for each model.

COMING SOON

EcoNet™



RUTGH-DVELN
Indoor Direct Vent with EcoNet®
11,000-199,900 BTU/h Only
(Outdoor model also available)

Ruud Tankless Water Heater with EcoNet® WiFi Included

Shares all efficiency, performance, technology, warranty and safety values as standard models, with added WiFi capability.

Smart Home Features

- Water leak detection alert and system shut off (indoor models only) – may qualify for insurance discounts
- Mobile alerts for notifications/maintenance reminders
- Mobile gas and water usage reports
- Integration with NEST & WINK smart home systems

Product Includes

- Factory-installed translator
- Leak detection cable (for indoor models)
- Wi-Fi Module, connection cable and power cord

App available free in App Store and Google Play for Android



Ruud Ultra™ Specifications

DESCRIPTION				FEATURES					ROUGHING IN DIMENSIONS (SHOWN IN INCHES)					ENERGY INFO.			
MODEL NUMBER	GAS INPUT BTU/H	TYPE	NUMBER OF BATHROOMS*	TEMP. RANGE	MIN. FLOW/ACTIVATION GPM	GPM @ 67° RISE MAX.	GPM @ 45° RISE MAX.	MAX. GPM	CONNECTION WATER	GAS	HEIGHT	WIDTH	DEPTH	VENT DIAM.	SHIP WEIGHT (LBS.)	ENERGY FACTOR	UNIFORM ENERGY FACTOR (UEF)
Ruud Ultra™ RUTGH-95																	
RUTGH-95DVLN-1	11,000-199,900	Indoor Direct Vent	4	85° to 140° F	0.26/0.40	5.7	8.5	9.5	3/4	3/4	27-1/2	18-1/2	9-3/4	2", 3" or 4" PVC 2-Pipe	82	0.96	0.93
RUTGH-95DVELN-1 (EcoNet® Included)	11,000-199,900	Indoor Direct Vent	4	85° to 140° F	0.26/0.40	5.7	8.5	9.5	3/4	3/4	27-1/2	18-1/2	9-3/4	2", 3" or 4" PVC 2-Pipe	82	0.96	0.93
RUTGH-95XLN-1	11,000-199,900	Outdoor	4	85° to 140° F	0.26/0.40	5.6	8.5	9.5	3/4	3/4	27-1/2	18-1/2	9-3/4	N/A	82	0.95	0.93
RUTGH-95XELN-1 (EcoNet® Included)	11,000-199,900	Outdoor	4	85° to 140° F	0.26/0.40	5.6	8.5	9.5	3/4	3/4	27-1/2	18-1/2	9-3/4	N/A	82	0.95	0.93
Ruud Ultra™ RUTGH-90																	
RUTGH-90DVLN-1	11,000-180,000	Indoor Direct Vent	3 - 4	85° to 140° F	0.26/0.40	5.2	7.7	9.0	3/4	3/4	27-1/2	18-1/2	9-3/4	2", 3" or 4" PVC 2-Pipe	82	0.96	0.93
RUTGH-90XLN-1	11,000-180,000	Outdoor	3 - 4	85° to 140° F	0.26/0.40	5.2	7.7	9.0	3/4	3/4	27-1/2	18-1/2	9-3/4	N/A	82	0.95	0.93
Ruud Ultra™ RUTGH-84																	
RUTGH-84DVLN-1	11,000-157,000	Indoor Direct Vent	3	85° to 140° F	0.26/0.40	4.6	6.7	8.4	3/4	3/4	27-1/2	18-1/2	9-3/4	2", 3" or 4" PVC 2-Pipe	82	0.96	0.93
RUTGH-84XLN-1	11,000-157,000	Outdoor	3	85° to 140° F	0.26/0.40	4.5	6.7	8.4	3/4	3/4	27-1/2	18-1/2	9-3/4	N/A	82	0.95	0.93

*Based on simultaneous showers using 2.5 GPM flow rate pre-mixed with cold water line. Flow rates vary depending on temperature of incoming cold water and water heater set temperature. Refer to flow rate curves for accurate sizing.

Uniform Energy Factor and Energy Factor based on Department of Energy (D.O.E.) requirements.

All models are available in Natural Gas and Propane (LP). For Propane replace the N with P when ordering. SCAQMD 1146.2 compliant.

Factory set maximum temperature is 120° F. See Use and Care Manual for setting.

Consult factory for information on sizing the application.

Vent Termination Kits are required for Direct Vent models. Contact your distributor for details.

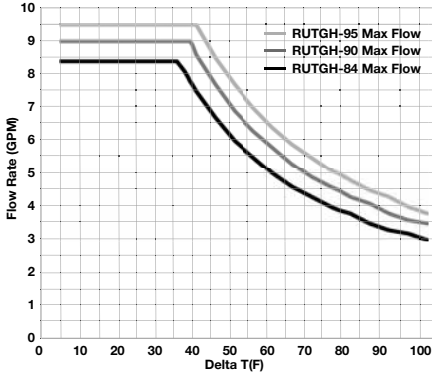
Proper gas pressure must be ensured to supply tankless gas water heaters – up to 199,900 Btu/h for RUTGH-95 models, up to 180,000 Btu/h for RUTGH-90 models, up to 157,000 Btu/h for RUTGH-84 models. (Consult your gas supplier)

Temperature Rise (° F)

Model Number	35°	45°	50°	60°	67°	70°	80°	90°	100°
RUTGH-95 Water Flow (GPM)	9.5	8.5	7.7	6.4	5.7	5.5	4.8	4.3	3.8
RUTGH-90 Water Flow (GPM)	9.0	7.7	6.9	5.8	5.2	4.9	4.3	3.8	3.5
RUTGH-84 Water Flow (GPM)	8.4	6.7	6.0	5.0	4.6	4.3	3.8	3.3	3.0

Above estimates are for sizing purposes only.

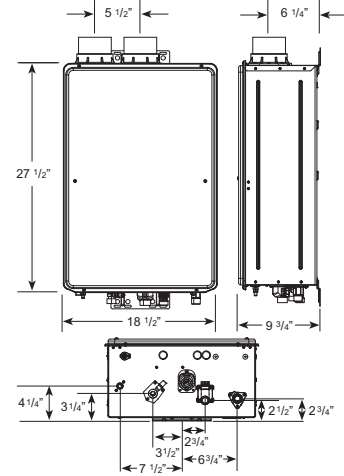
Water Heater Flow Rate Curves



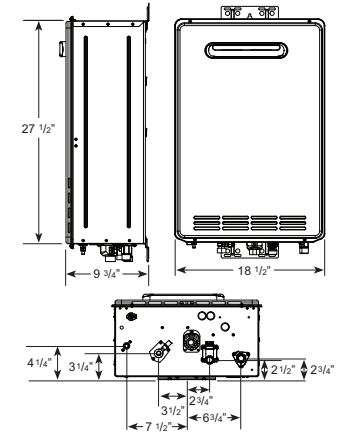
Maximum Vent Length (intake/outlet):

NUMBER OF 90° ELBOWS	MAXIMUM LENGTH OF 2" STRAIGHT PIPE	MAXIMUM LENGTH OF 3" STRAIGHT PIPE	MAXIMUM LENGTH OF 4" STRAIGHT PIPE
0 or 1	5.0 ft. (1.5 m)	38.0 ft. (11.6 m)	94.0 ft. (28.6 m)
2	3.5 ft. (1.0 m)	36.5 ft. (11.1 m)	88.0 ft. (26.8 m)
3	2.0 ft. (0.6 m)	35.0 ft. (10.6 m)	82.0 ft. (25.0 m)
4	Not Available	33.5 ft. (10.2 m)	76.0 ft. (23.2 m)
5	Not Available	32.0 ft. (9.8 m)	70.0 ft. (21.3 m)
6	Not Available	30.5 ft. (9.3 m)	64.0 ft. (19.5 m)

Indoor Direct Vent



Outdoor



Parts and Accessories

Venting & terminations – 2", 3" or 4" PVC, recess boxes, pipe covers, extra remote controls, EZ-Link™ cable, manifolds and cables, service valve kits, service parts, flush kits, recirculation pump kits and AllClear™ water treatment system. For more information on Tankless parts and accessories, see the Parts and Accessories Catalog or call 866-720-2076.

Ruud RUTG is a series of ultra low NOx, Mid-Efficiency Tankless Gas Water Heaters designed for continuous hot water

Efficiency

- .81 - .82 UEF (.82 EF) with all-copper heat exchanger

Performance

- **EcoNet® Enabled** – all Tankless products from 2010 to present can connect to EcoNet mobile app via Tankless EcoNet Accessory Kit (REWRA630TWH)
- **Exclusive! Water Savings Setting** – upon activation, this setting can save up to 1,100 gallons water/year¹ by reducing flow at the tap until set temperature is achieved (optional)
- **Industry Best! Low Flow Activation** – Minimum flow rate of .26 GPM and activation flow rate of .40 GPM ensures hot water in low demand situations

Easy Installation and Service

- 1/2" Gas line compatibility²
- **Exclusive! Maintenance Notice Setting** – Alerts homeowner, after 500 hours of use, to call for service check (optional)
- 3"/5" concentric vent system with Integrated condensate collector
- Connects to Metal Fab. Inc., 3"/5" concentric venting without an adapter
- High-altitude capability – up to 8,400 ft. elevation above sea level³

Technology

- For higher demand applications, accessories available to link multiple units in a load-sharing system

Low Emissions

- **Environmentally Friendly** ultra low NOx burner meets SCAQMD rule 1146.2 requirements

Safety

- **Exclusive! Guardian OFW™ overheated film wrap** – prevents dangerous temperatures and provides industry best side-to-side clearance of 1/2 inch
- **Exclusive! Hot Start Programming** – Minimizes cold water bursts by staying in ready-fire state for back-to-back hot water needs

Plus...

- Digital remote control and 10 ft. of thermostat wire included – shows temperature setting and service codes
- Requires 120V power supply (indoor models only)
- **Industry Best!** Freeze protection to -30°F
- Maximum water temperature is 140°F. For higher temperature applications, upgrade kits are available

Warranty

- 12-Year heat exchanger – residential, 5-year heat exchanger – commercial, 5-year parts and 1-year labor

See Warranty Certificate for complete information



RUTG-DVL RUTG-XL
Indoor DV Outdoor
11,000-199,900 Btu/h
Natural and LP Gas



LEED Points = 2

COMING SOON



Ruud Tankless with EcoNet® WiFi Included

Same specifications as standard models, with added Wi-Fi capability.



RUTG-DVEL
Indoor DV with EcoNet®
11,000-199,900 BTU/h Only (Outdoor model also available)

Smart Home Features

- Water leak detection alert and system shut off (indoor models only) – may qualify for insurance discounts
- Mobile alerts for notifications/maintenance reminders
- Mobile gas and water usage reports
- Integration with NEST & WINK smart home systems

Product Includes

- Factory-installed translator
- Leak detection cable (for indoor models)
- Wi-Fi Module, connection cable and power cord

App available free in App Store and Google Play for Android



Ruud Mid-Efficiency Tankless Water Heater with Built-In Recirculation

Same specifications as standard Mid-Efficiency models with added water savings and faster hot water.



RUTG-RC95DVL
Indoor DV Only
11,000-199,900 BTU/h
Natural and LP Gas

Recirculation saves up to **12,000 GALLONS** water/year⁴

Built-In Recirculation

- 199,900 BTU/h Indoor model Only (For other variants consider on-demand recirculation pump kit)
- Extended cabinet houses pre-plumbed recirculation pump for easy install and clean look
- Recirculation provides faster hot water at the tap saving homeowner time
- **Max. Pipe Lengths:**
3/4" copper pipe – 400 ft. total
1/2" copper pipe – 100 ft. total

Recirculation Pump

- 008-CT Taco Genie On Demand Pump
- Wired push button (included)
- Separate power cord (2 total for unit)

Accessories

- **Service Valves** – To isolate unit for easy flushing and maintenance (included)
- **Crossover Valve** – Uses cold water line for recirculation reducing install time (included)
- **Remote Transmitter & Motion Sensor Activation Accessories** for On-Demand Recirculation for pump (optional)

Specifications

MODEL NUMBER	DESCRIPTION			FEATURES					ROUGHING IN DIMENSIONS (SHOWN IN INCHES)					ENERGY INFO.			
	GAS INPUT BTU/H	TYPE	NUMBER OF BATHROOMS*	TEMP. RANGE	MIN. FLOW/ACTIVATION GPM	GPM @ 67° RISE MAX.	GPM @ 45° RISE MAX.	MAX. GPM	CONNECTION WATER	CONNECTION GAS	HEIGHT	WIDTH	DEPTH	VENT DIAM.	SHIP WEIGHT (LBS.)	ENERGY FACTOR	UNIFORM ENERGY FACTOR (UEF)
Ruud RUTG-95 Mid-Efficiency Series																	
RUTG-RC95DVLN-1 (Recirculation Pump Included)	11,000-199,900	Indoor DV w/ Recirc Pump	3-4	85° to 140° F	0.26/0.40	5.0	7.4	9.5	3/4	3/4	36-3/4	13-7/8	9-7/8	3 by 5 CONCENTRIC	80	0.82	0.82
RUTG-95DVLN-1	11,000-199,900	Indoor Direct Vent	3-4	85° to 140° F	0.26/0.40	5.0	7.4	9.5	3/4	3/4	25-5/8	13-7/8	9-7/8	3 by 5 CONCENTRIC	54	0.82	0.82
RUTG-95DVELN-1 (EcoNet® Included)	11,000-199,900	Indoor Direct Vent	3-4	85° to 140° F	0.26/0.40	5.0	7.4	9.5	3/4	3/4	25-5/8	13-7/8	9-7/8	3 by 5 CONCENTRIC	54	0.82	0.82
RUTG-95XLN-1	11,000-199,900	Outdoor	3-4	85° to 140° F	0.26/0.40	4.9	7.4	9.5	3/4	3/4	23-5/8	13-7/8	8-7/8	N/A	54	0.82	0.81
RUTG-95XELN-1 (EcoNet® Included)	11,000-199,900	Outdoor	3-4	85° to 140° F	0.26/0.40	4.9	7.4	9.5	3/4	3/4	23-5/8	13-7/8	8-7/8	N/A	54	0.82	0.81
Ruud RUTG-84 Mid-Efficiency Series																	
RUTG-84DVLN-1	11,000-180,000	Indoor Direct Vent	3	85° to 140° F	0.26/0.40	4.5	6.7	8.4	3/4	3/4	25-5/8	13-7/8	9-7/8	3 by 5 CONCENTRIC	54	0.82	0.82
RUTG-84XLN-1	11,000-180,000	Outdoor	3	85° to 140° F	0.26/0.40	4.5	6.7	8.4	3/4	3/4	23-5/8	13-7/8	8-7/8	N/A	54	0.82	0.81
Ruud RUTG-64 Mid-Efficiency Series																	
RUTG-64DVLN-1	11,000-150,000	Indoor Direct Vent	2-3	85° to 140° F	0.26/0.40	3.8	5.6	6.4	3/4	3/4	25-5/8	13-7/8	9-7/8	3 by 5 CONCENTRIC	54	0.82	0.82
RUTG-64XLN-1	11,000-150,000	Outdoor	2-3	85° to 140° F	0.26/0.40	3.8	5.6	6.4	3/4	3/4	23-5/8	13-7/8	8-7/8	N/A	54	0.82	0.81

*Based on simultaneous showers using 2.5 gallons per minute. Flow rates vary depending on temperature of cold water supply. Uniform Energy Factor and Energy Factor based on Department of Energy (D.O.E.) requirements. All models are available in Natural Gas and Propane (LP). For Propane replace the N with P when ordering. SCAQMD 1146.2 compliant.

Factory set maximum temperature is 120° F. See Use and Care Manual for setting. Consult factory for information on sizing the application.

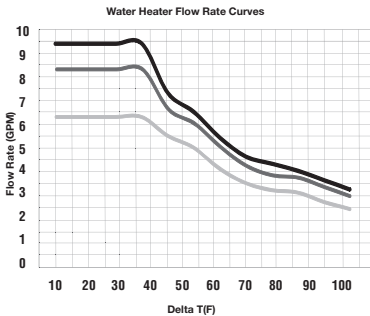
Vent Termination Kits are required for Direct Vent models. Contact your distributor for details.

Proper gas pressure must be ensured to supply tankless gas water heaters – up to 199,900 Btu/h for RUTG-95 models, up to 180,000 Btu/h for RUTG-84 models and up to 150,000 Btu/h for RUTG-64 models. (Consult your gas supplier)

¹ Savings based on DOE test procedures.
² Follow National Fuel Gas Code or local applicable codes.
³ Contact customer service for exact altitude rating for each model.
⁴ Savings per News Bulletin released by the United States Department of Energy / Oak Ridge National Laboratory, November 2002 on study on water and energy savings in residential homes using Hot Water Recirculating System.

Model Number	Temperature Rise (° F)									
	35°	45°	50°	60°	67°	70°	80°	90°	100°	
RUTG-RC95 Water Flow (GPM)	9.5	7.4	6.6	5.5	5.0	4.7	4.1	3.7	3.3	
RUTG-95 Water Flow (GPM)	9.5	7.4	6.6	5.5	5.0	4.7	4.1	3.7	3.3	
RUTG-84 Water Flow (GPM)	8.4	6.7	6.1	5.1	4.5	4.3	3.8	3.4	3.0	
RUTG-64 Water Flow (GPM)	6.4	5.6	5.1	4.2	3.8	3.6	3.2	2.8	2.5	

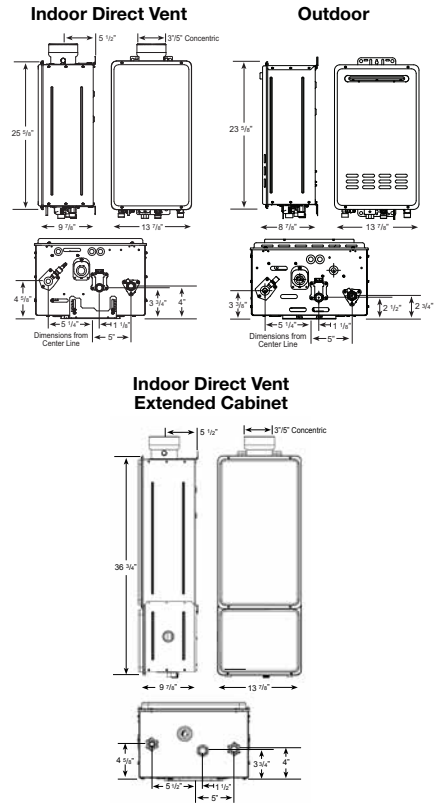
Above estimates are for sizing purposes only.



Maximum Vent Length (intake/outlet):

Number of 90° Elbows	Maximum Length of Straight Pipe
1	39.0 ft. (12.0 m)
2	37.5 ft. (11.5 m)
3	36 ft. (11 m)
4	34.5 ft. (10.5 m)
5	33.0 ft. (10.0 m)
6	31.5 ft. (9.5 m)

(Manufacturer approved venting required)



Parts and Accessories

Venting & terminations, recess boxes, pipe covers, extra remote controls, EZ-Link™ cable, manifolds and cables, service valve kits, service parts, flush kits, recirculation pump kits and AllClear™ water treatment system. Motion detector and remote control accessories available for built-in on-demand recirculation models. For more information on Tankless parts and accessories, see the Parts and Accessories Catalog or call 866-720-2076.

ACCESSORIES

EXTERNAL BOTTOM FILTER RACK: RXHF-14, 17, 21, 24

EXTERNAL SIDE FILTER RACK: RXHF-H

FILTER RACK FILTER SIZES* INCHES [mm]		
MODEL	RXHF (BOTTOM)	RXHF-H (SIDE)
RWMV04A (RXHF-14)	15 ³ / ₄ x 25 [400 x 635]	15 ³ / ₄ x 25 [400 x 635]
RWMV06A (RXHF-17)	15 ³ / ₄ x 25 [400 x 635]	15 ³ / ₄ x 25 [400 x 635]
RWMV08A (RXHF-21)	22 ³ / ₄ x 25 [578 x 635]	15 ³ / ₄ x 25 [400 x 635]
RWMV10A (RXHF-24)	22 ³ / ₄ x 25 [578 x 635]	15 ³ / ₄ x 25 [400 x 635]

*Filter racks are shipped without filters.








Filters shipped with hydronic air handler may be used or a suitable
1" [25.4 mm] filter.

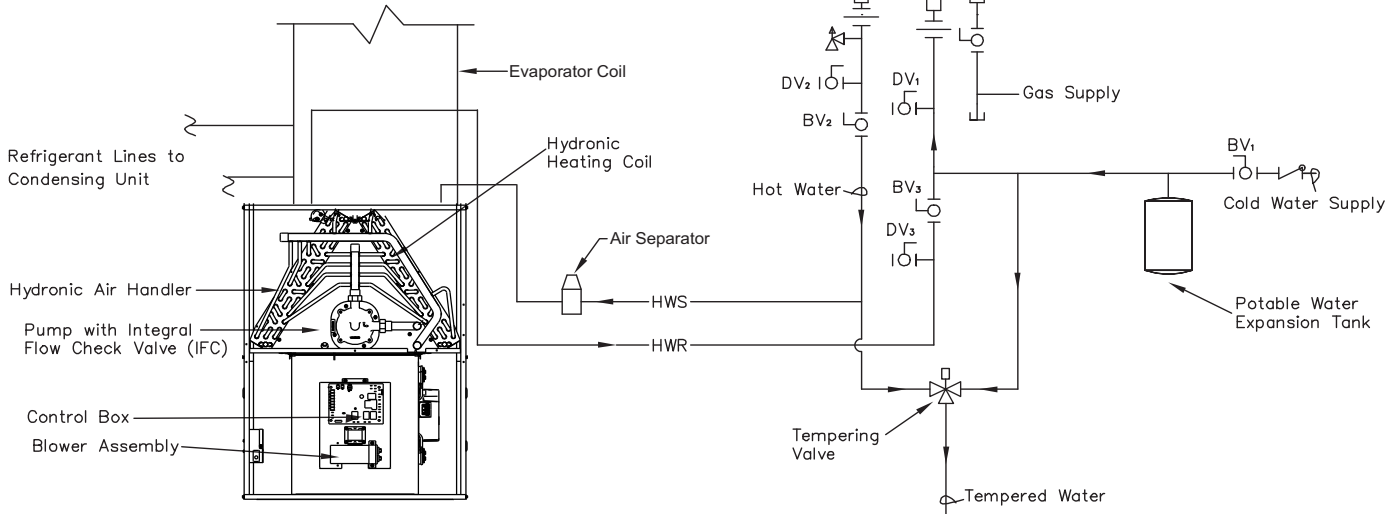
[] Designates Metric Conversions

TANKLESS WATER HEATER ACCESSORIES

Visit RuudTankless.com for a current listing of Ruud Tankless accessories.

Typical Piping Arrangement for Direct Space Heating and Domestic Water Supply with Tankless

KEY			
	3/4" Ball Valve (BV)		Circulating Pump
	Check Valve		Pressure Relief Valve
	3/4" Union		Tempering Valve
	Drain Valve (DV)	All piping to be 3/4 inch.	



GENERAL TERMS OF LIMITED WARRANTY*

Ruud will furnish a replacement for any part of this product which fails in normal use and service within the applicable period stated, in accordance with the terms of the limited warranty.

***For complete details of the Limited and Conditional Warranties, including applicable terms and conditions, contact your local contractor or the Manufacturer for a copy of the product warranty certificate.**

Labor*One (1) Year
Air Handler Heat Exchanger/Coil*Five (5) Years
Any Other Part*Five (5) Years



In keeping with its policy of continuous progress and product improvement, Ruud reserves the right to make changes without notice.

Ruud Heating, Cooling & Water Heating • P.O. Box 17010
Fort Smith, Arkansas 72917 • www.ruud.com

Ruud Canada • 125 Edgeware Road, Unit 1
Brampton, Ontario • L6Y 0P5

RELY ON RUUD.™

PRINTED IN U.S.A 11/17 QG FORM NO. H22-560