



Ruud® CRUTGH Series Super High Efficiency Condensing Tankless Gas Water Heaters

Easy Installation

- PVC Vent runs up to 60' (2"), 150' (3")
- Enhanced design is up to 20% smaller and lighter making one-person installs even easier

Ready for Retrofits

- **Industry Best!** 1/2" side to side clearance allows you to safely work in spaces the competition can't
- 1/2" Gas line compatibility (subject to local code)

Key Features

- **Ruud® Exclusive!** Hot-start Programming™ ensures the unit is in a ready state between back-to-back usage, minimizing any cold water bursts
- Built-in Wi-Fi with EcoNet® capability for direct control from your device (on select models)
- LeakGuard® – All-inclusive leak detection and prevention system that detects any leak that comes from the unit (on select models)



Specifications

Ruud Model Number		CRUTGH-68DVLN-3	CRUTGH-84DVLN-3	CRUTGH-90DVLN-3	CCRUTGH-95DVLN-3 CRUTGH-95DVELN-3 (Wi-Fi Model)
Gas Input Rate	MAX	120,000 BTU/h	157,000 BTU/h	180,000 BTU/h	199,900 BTU/h
	MIN	11,000 BTU/h	11,000 BTU/h	11,000 BTU/h	11,000 BTU/h
Uniform Energy Factor (UEF)		0.90		0.93	
Gallons Per Minute (GPM)	MAX (35°F)	6.6	8.4	9.0	9.5
	45°F Rise	5.1	6.7	7.7	8.5
	67°F Rise	3.4	4.6	5.2	5.7
Number of Bathrooms ¹		2.5	3	3 - 4	4
Temp. Range		100°F - 140°F			
Temp. Setting from Factory		120°F			
High Temp. Upgrade Available		No			
Freeze Protection		-30°F Air Intake ² , -4°F Ambient			
Installation Type		Indoor			
Heat Exchanger Material		Primary: Copper – Secondary: Stainless Steel			
Minimum Activation Flow		0.4 GPM			
Minimum Continuous Flow		0.26 GPM			
Maximum Altitude		7,800 ft.			
Warranty		15 year Heat Exchanger 5-Year Parts 1-Year Labor			
Height		23.7"			
Width		17.7"			
Depth		9.8"			
Weight (Lbs.)		52.9			
Venting Diam. Allowed		2" / 3"			
Max. Single Vent Run (straight pipe)		60 ft (2") / 150 ft (3")			
Venting Materials		ULC-636 PVC, CPVC, Polypropylene			
Manifold Controls (max. units)		6 Units ³			
Controls		Built-in digital display			
Power Supply		120V 60Hz			
Max. Power Consumption		85W (Normal use), 0.7 Amps 132W (Antifreeze), 1.1 Amps 3.5W (Standby), 0.03 Amps ⁴			
Gas Connection		3/4" NPT			
Hot Water Connection		3/4" NPT			
Cold Water Connection		3/4" NPT			
Condensate Connection		1/2" NPT			
Vent Connections Diameter		2" Band Connections (Adapter required to vent with 3" PVC from unit)			

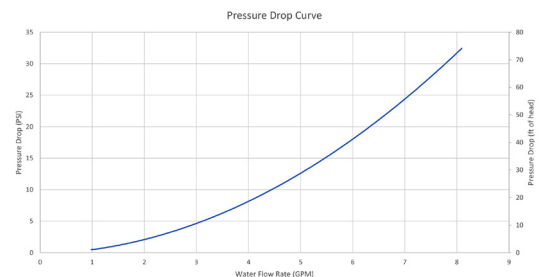
CRUTGH Series Models

Indoor Models
11,000-199,900 BTU/h
Natural Gas and
Liquid Propane Models*

*Swap P for N in model number for Liquid Propane model



Clearances	
Top / Bottom	12"
Front	1/2" ⁵
Sides	1/2"
Back / From Vent Pipe	0"

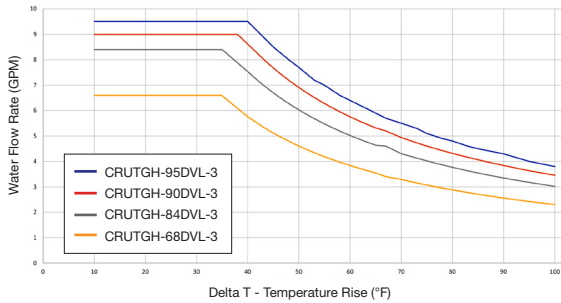


¹ Based on simultaneous showers using 2.5 GPM flow rate pre-mixed with cold water line. Flow rates vary depending on temperature of incoming cold water and water heater set temperature. Refer to flow rate curves for accurate sizing. ² For indoor application, this is the temperature of outdoor intake air. ³ Manifolds with standard RJ11 communication cables. ⁴ If anti freeze is on and combustion is on, total W will be 217W (85+132). ⁵ Recommended 24" clearance for service.

All models are available in Natural Gas or Propane (LP). For Propane replace the N with P for LP model.



Water Heater Flow Rate Curves

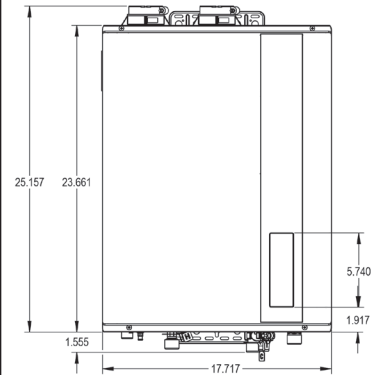


Water Flow (GPM)

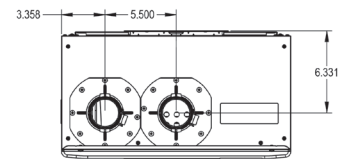
Model Number	Temperature Rise (°F)									
	35°	45°	50°	60°	67°	70°	80°	90°	100°	
CRUTGH-95DVL-3	9.5	8.5	7.7	6.4	5.7	5.5	4.8	4.3	3.8	
CRUTGH-90DVL-3	9.0	7.7	6.9	5.8	5.2	4.9	4.3	3.8	3.5	
CRUTGH-84DVL-3	8.4	6.7	6.0	5.0	4.6	4.3	3.8	3.3	3.0	
CRUTGH-68DVL-3	6.6	5.1	4.6	4.6	3.4	3.3	2.9	2.6	2.3	

Above estimates are for sizing purposes only.

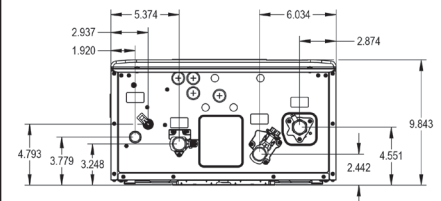
Dimensions



TOP VIEW



BOTTOM VIEW



Venting

SINGLE UNIT: MAX. EQUIVALENT VENT LENGTHS - STRAIGHT PIPE		
Number of 90° Elbows	Max Length 2" straight pipe	Max. length 3" straight pipe
0	60 ft. (18.3 m)	150 ft. (45.7 m)
1	54 ft. (16.5 m)	144 ft. (43.9 m)
2	48 ft. (14.6 m)	138 ft. (42.7 m)
3	42 ft. (12.8 m)	132 ft. (40.2 m)
4	36 ft. (11.0 m)	126 ft. (38.4 m)
5	30 ft. (9.1 m)	120 ft. (36.6 m)
6	24 ft. (7.3 m)	114 ft. (34.7 m)

Equivalent Ft. of Elbows		
	2" Pipe	3" Pipe
90° Elbow	6 ft. (1.83 m)	6 ft. (1.83 m)
45° Elbow	3 ft. (0.9 m)	3 ft. (0.9 m)

Venting Materials Allowed: ULC-636 PVC, CPVC, Polypropylene

Min. Vent Length Straight Pipe	
Number of 90° Elbows	Min. Length 2" 3" pipe
1	1.0 ft (0.3 m)

Hanging bracket included with water heater.

Parts & Accessories

For more information on Tankless parts and accessories, see the Parts and Accessories Catalog or call 866-720-2076.