



CROSSWIND®

Compact and easy to install. Enjoy the perfect temperature with ease.



CROSS WIND

HORIZONTAL DISCHARGE
POOL & SPA HEAT PUMP



Easy to Install | Energy Efficient | Whisper Quiet



PROUDLY BASED IN THE U.S.A

CROSS WIND[®]

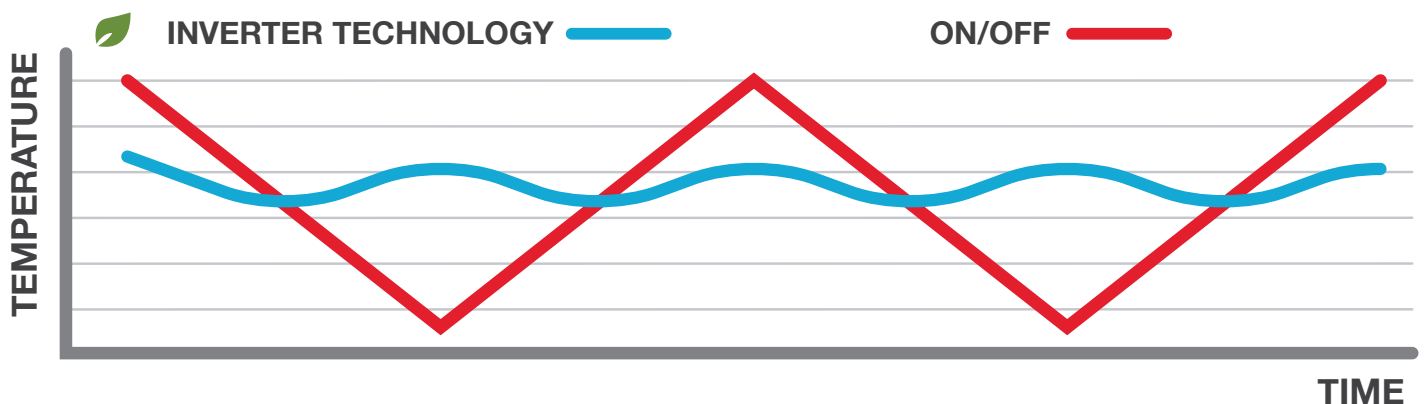
The Crosswind horizontal discharge pool and spa heater is designed to be the best heat pump for both new construction and replacement projects. Crosswind's inverter technology automatically adjusts and controls the pool's temperature, saving energy and money. The installation is a breeze thanks to its compact size, and it's whisper-quiet operation will make you forget it's even there.



Energy-Efficient Inverter Technology

Powered by Inverter Technology, the Crosswind adjusts the pool or spa temperature automatically based on heating demand. At heater start up the Crosswind inverter will run at full capacity for fast heating of your pool or spa. Once the heater reaches the desired temperature it will automatically shift into maintenance mode. In maintenance mode the Crosswind inverter runs at a lower heating capacity while maintaining your set temperature.

The ability to modulate means Crosswind can adjust heating capacity in small increments to maintain a consistent temperature. Resulting in energy-efficient performance, cost savings, quieter run times, and the perfect water temperature.



CROSS WIND[®]

WHISPER QUIET



When enjoying their pool and spa, homeowners should only hear laughter and serenity. The Crosswind is equipped with a quiet inverter compressor paired with a low-speed fan motor, ensuring whisper-quiet operation.


CONTROLS

The Crosswind was designed with a straightforward, user-friendly interface.

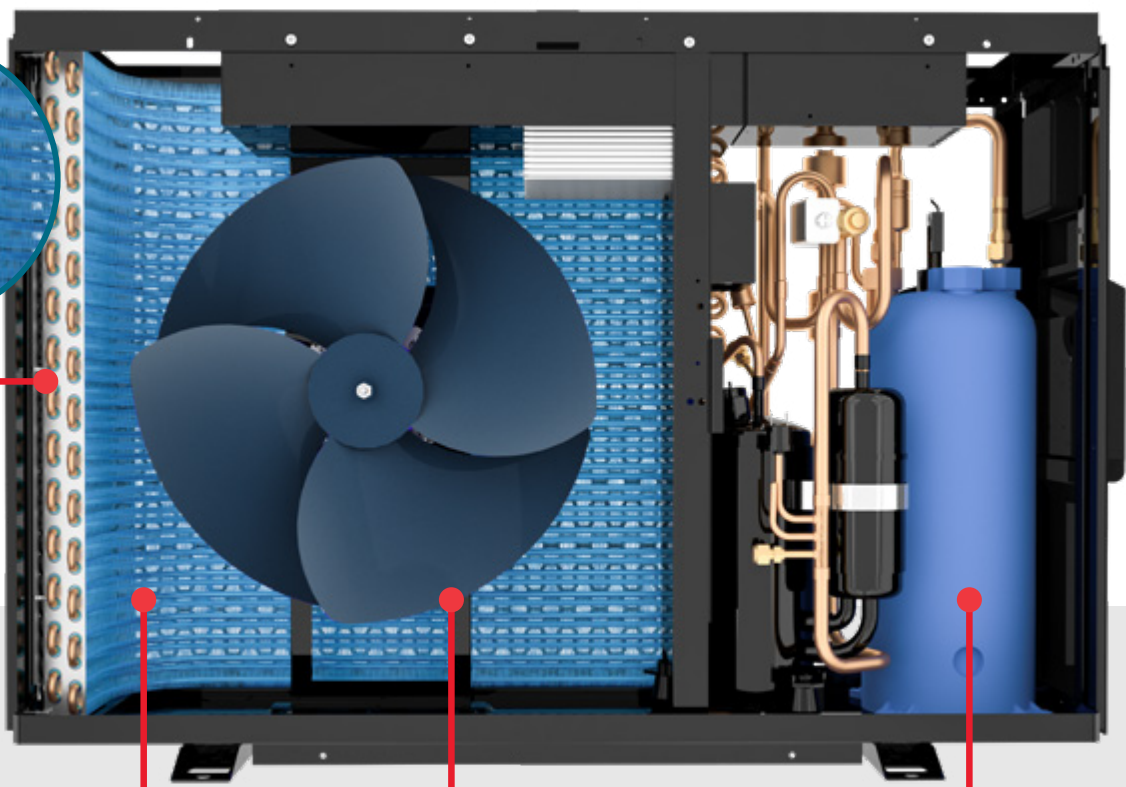
Featuring digital controls and improved, easy-to-read diagnostics.



Waterproof Plastic Jacket



Double Coil Row



Evaporator Coil

Fan

Spiral Titanium Heat Exchanger

**PERFECT TEMPERATURE
WITH EASE**

**COOL
MODE**



COOL THE POOL WITH COOL MODE

The Crosswind Horizontal Discharge includes Cool Mode, which allows homeowners to maintain a steady water temperature, even on hot days.

Raypak®



**We are the heat pump
technology experts.**

**Raypak & Rheem supply 400% more Heat
Pumps than the rest of the U.S. Pool Market.**

Based on avg of 2020-21 pool industry (PHTA) data.



This product meets a stringent set of our company's internally defined sustainability standards.

HEAT WITH EFFICIENCY

SUSTAINABILITY

Rheem® is committed to taking a greater degree of responsibility for future generations. To learn more about our sustainability initiatives, visit

Rheem.com/Sustainability



CO₂ IMPACT INDICATOR



13 million+
TREES SAVED

Choosing this product instead of a minimum efficiency alternative offsets CO₂ emissions equivalent to planting this number of trees over the product's lifetime.

** Since 2019 the amount of CO₂ savings for all products is equal to 13 million trees... and growing!*

The CO₂ Impact Score

The reduced CO₂ impact of selecting a high efficiency Rheem product instead of a minimal efficiency alternative is reflected in the product's CO₂ impact score. This score provides a simple means of measuring the reduced CO₂ emissions

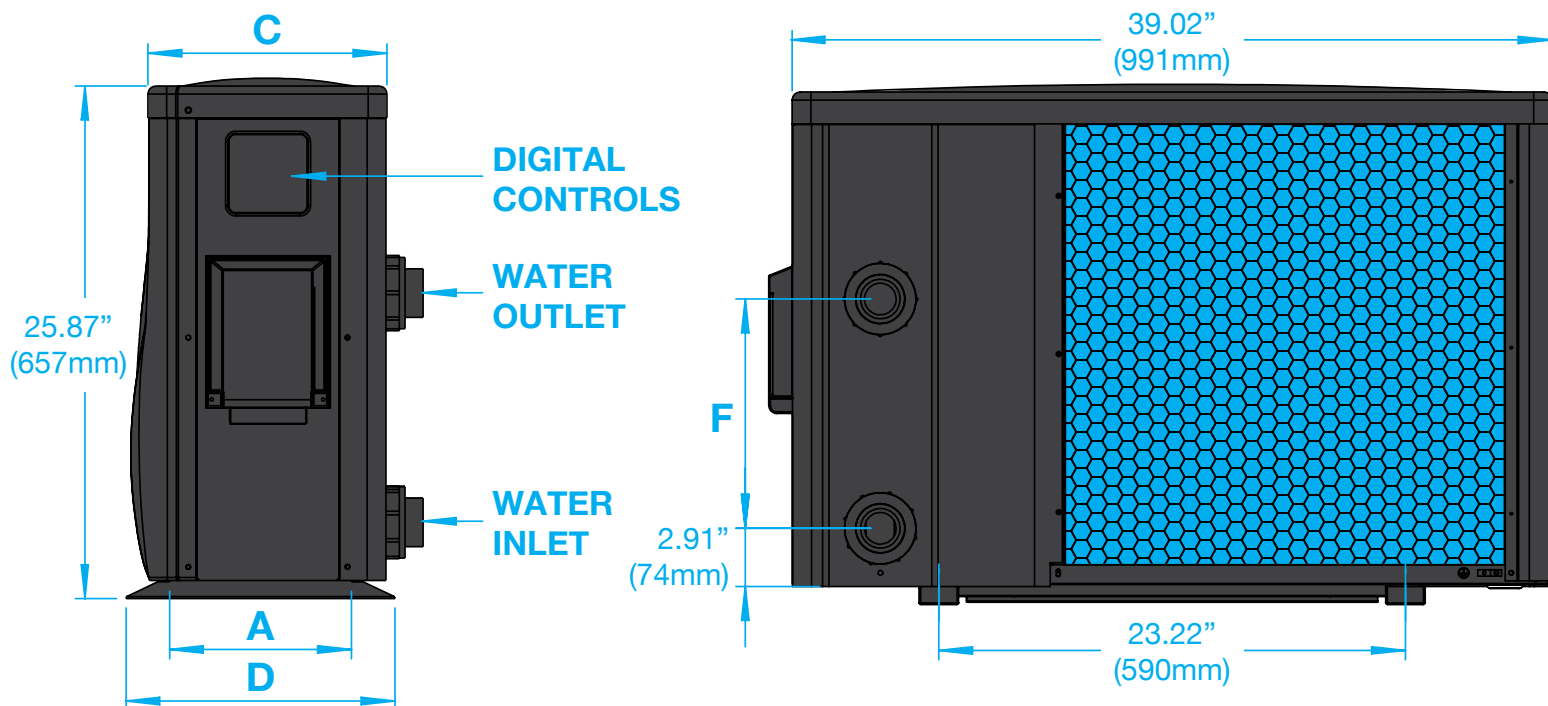
compared with a minimal efficiency alternative. The CO₂ Impact Score is internally calculated based on a typical product lifetime and does not denote a third party certification/seal.



Max efficiency is assumed for all units at all times for all Treescore calculations. Total environment benefit numbers are achieved by multiplying benefit/yr with Heat-exchanger or Thermal-shock warranty to get total benefit over the course of life of the product. Values used for CO₂ emitted per million BTUs are 117lb for NAT GAS, 139lb for PROPANE. US electrical grid's average carbon footprint of 270lb/million BTUs is used as electricity carbon footprint. Runtime for units is assumed to be: Pool= 1600hrs/year, Commercial=2000hrs/year. All products are compared to their min. efficiency counterparts based on application/ use. (Example: HPPH is compared to NAT GAS Pool heater). For all calculations heaters with same BTU rating (heating capacity) are compared to baseline heaters with min. efficiency as per US regulatory authorities. Treescore is calculated based on lesser CO₂ emitted by our products vs CO₂ absorbed by trees. (CO₂ absorbed over 10years by a new average seedling planted today is 132.27lb). Lesser CO₂ emitted calculations exclude CO₂ footprint of building and recycling the product. Environmental benefit is only applicable for the time for which the higher efficiency product is used by customer.

HORIZONTAL DISCHARGE POOL & SPA HEAT PUMP

MODELS 50-I – 65-I



All water connections are 1-1/2" PVC unions.

Model No.	BTUH / C.O.P. (80,80,80*)	BTUH / C.O.P. (80,63,80*)	BTUH / C.O.P. (50,63,80*)	Electrical Input (kW)	Water Flow gpm (LPM)	Minimum Circuit (Amps)	Maximum Breaker Size (Amps)	Dimensions In. (mm)				Ship Weight lbs. (kg)
								A	C	D	F	
50-I	44,750/6.1	42,500/5.8	21,000/4.2	1.28	21.9-30.6 (83-116)	16	20	12.40 (315)	12.28 (312)	13.39 (340)	12.99 (330)	132 (60)
65-I	61,000/5.7	57,650/5.3	24,500/4.1	1.55	28.5-37.5 (108-142)	20	25	15.55 (395)	15.35 (390)	16.54 (420)	14.17 (360)	157 (71)

All models 208-230VAC, 1-Ph, 60 Hz. All models use R-410A refrigerant. All models heat/cool.
*Tested to AHRI 1160.



rheem.com/pool

2151 Eastman Avenue | Oxnard, CA 93030 | 805-278-5300
Litho in U.S.A. ©2023 Rheem | RP-P-604-1 | MKG-15-1521A
Effective 12-18-23 | Replaces 05-01-20

Raypak Tech Corner

Looking for quick answers to your Raypak troubleshooting questions? We've got you covered! Skip the wait times on the phone and check out our self-serve resource center, Tech Corner.

Our comprehensive database is designed to help you diagnose and solve issues you may encounter with your Raypak equipment quickly and easily.

raypak.com/support/tech-corner/

