



Endeavor[®] Line Choice[®] Series iC Air Conditioners




WA14AY

Cooling Efficiencies up to: 15.2 SEER2 / 12.0 EER2

Nominal Sizes: 1.5 to 5 Tons [5.28 to 17.6 kW]

Cooling Capacities: 17.1 to 55.5 kBTU [5.0 to 16.3 kW]

Refrigerant Type: R-454B



¹Proper sizing and installation of equipment is critical to achieve optimal performance. Split system air conditioners and heat pumps must be matched with appropriate coil components to meet ENERGY STAR[®]. Ask your Contractor for details or visit www.energystar.gov.

Table of Contents

Features and Benefits	3
Model Number Identification	4
General Data/Electrical Data	5
Accessories	6
Weighted Sound Power	6
Unit Dimensions	7
Clearances	8
Refrigerant Line Size Information	9-10
Performance Data	11
Limited Warranty	12

Features and Benefits

- **Fully Louvered Steel Cabinet:** Features durable construction to add protection from yard hazards, weather corrosion
- **Optimized 7mm Coil Design:** Allows for improved airflow, heat transfer and energy consumption
- **Easily Accessible Control Box:** Ease of installation and serviceability
- **Designing for Sustainability with Low GWP:** For 2025, the Environmental Protection Agency (EPA) has set a global warming potential (GWP) limit of 700 for refrigerant used in heating and cooling systems. This new requirement will result in a 78%¹ lower GWP than previous-generation refrigerants — with only minimal changes to system installation. For us, this is another step toward our continued sustainability goal of reducing greenhouse gas emissions, while still delivering an exceptional level of energy efficient, dependable comfort
- **PlusOne® Refrigerant Detection System^{TM2}:** An integrated one-box, patented design featuring the A2L sensor and mitigation board, offering easier commissioning with a single component and simplified wiring configuration, compatibility with any 24V thermostat application and system protection by automatically pausing outdoor unit operation — if excess refrigerant is detected

¹When comparing the GWP of R-454B to R-410A refrigerant. ²Factory or field installed in the furnace coil or air handler and is applicable to the complete heating and cooling system featuring Low GWP Refrigerant (A2L).

Air Conditioners

<u>W</u>	<u>A</u>	<u>14</u>	<u>A</u>	<u>Y</u>	<u>18</u>	<u>A</u>	<u>J</u>	<u>1</u>	<u>N</u>	<u>A</u>
Brand	Product Category	SEER2	Region	Refrigerant	Capacity BTU/HR	Major Series	Voltage	Type	Controls	Minor Series
W - Ruud	A - Air Conditioners	14 - 13.8/14.3 SEER2	A - All	Y - R-454B	18 - 18,000 [5.28 kW] 24 - 24,000 [7.03 kW] 30 - 30,000 [8.79 kW] 36 - 36,000 [10.55 kW] 42 - 42,000 [12.31 kW] 48 - 48,000 [14.07 kW] 60 - 60,000 [17.58 kW]	A - 1st Design B - 2nd Design	J - 1ph, 208/230/60 C - 3ph, 208/230/60 D - 3ph, 480/30	1 - 1-Stage	N - Non-Communicating	A - 1st Design

[] Designates Metric Conversions

Available Models
WA14AY18AJ1NA
WA14AY24AJ1NA
WA14AY24BJ1NA
WA14AY30AJ1NA
WA14AY36AJ1NA
WA14AY42AJ1NA
WA14AY48AJ1NA
WA14AY60AJ1NA
WA14AY36AC1NA
WA14AY42AC1NA
WA14AY48AC1NA
WA14AY60AC1NA
WA14AY36AD1NA
WA14AY42AD1NA
WA14AY48AD1NA
WA14AY60AD1NA

Standard Equipment
R-454B Refrigerant
Scroll Compressor
Field Installed Filter Drier
Front Seating Service Valves
Internal Pressure Relief Valve
Internal Thermal Overload
Long Line Capability
Low Ambient Capability with Kit
Optimized Venturi Airflow
Rust Resistant Screws
QR Code
External Gauge Ports

General Data								
Model No.	WA14AY18	WA14AY24A	WA14AY24B	WA14AY30	WA14AY36	WA14AY42	WA14AY48	WA14AY60
Nominal Tonnage	1.5	2.0	2.0	2.5	3.0	3.5	4.0	5.0
Valve Connections								
Liquid Line O.D. – in.	3/8	3/8	3/8	3/8	3/8	3/8	3/8	3/8
Suction Line O.D. – in.	3/4	3/4	3/4	3/4	3/4	7/8	7/8	7/8
Refrigerant R-454B furnished oz. ¹	64	73	82	73	116	142	142	192
Compressor Type	Scroll							
Outdoor Coil								
Net face area – Outer Coil	10.9	13.3	13.3	13.3	13.3	19.5	19.5	27.9
Net face area – Inner Coil	—	—	—	—	12.9	18.8	18.8	27.1
Tube diameter – in.	0.276	0.276	0.276	0.276	0.276	0.276	0.276	0.276
Number of rows	1	1	1	1	2	2	2	2
Fins per inch	24	24	24	24	24	24	24	24
Outdoor Fan								
Diameter – in.	20	24	24	24	24	24	24	26
Number of blades	2	3	3	3	2	3	3	3
Motor hp	1/7	1/6	1/6	1/6	1/6	1/5	1/5	1/5
CFM	1765	3146	3146	3146	3021	3431	3606	4169
RPM	1075	825	825	825	825	850	850	850
Watts	154	188	188	188	176	225	251	245
Shipping weight – lbs.	148	170	170	170	193	259	250	273
Operating weight – lbs.	141	163	163	163	186	252	243	266
Electrical Data								
Line Voltage Data (Volts-Phase-Hz)	208/230-1-60	208/230-1-60	208/230-1-60	208/230-1-60	208/230-1-60	208/230-1-60	208/230-1-60	208/230-1-60
Maximum overcurrent protection (amps) ²	15	25	20	25	30	30	50	50
Minimum circuit ampacity ³	12	17	14	17	18	20	30	31
Compressor								
Rated load amps	8.3	12.7	10	12.7	13.5	14.7	22.4	23.7
Locked rotor amps	45	76	60	76	75	109	126	157
Condenser Fan Motor								
Full load amps	0.75	0.8	0.8	0.8	0.8	1.0	1.0	1.0
Locked rotor amps	1.50	1.7	1.7	1.7	1.7	2.6	2.6	2.6
Line Voltage Data (Volts-Phase-Hz)	—	—	—	—	208/230-3-60	208/230-3-60	208/230-3-60	208/230-3-60
Maximum overcurrent protection (amps) ²	—	—	—	—	20.0	25.0	25.0	35.0
Minimum circuit ampacity ³	—	—	—	—	14.4	20.0	18.0	22.0
Compressor								
Rated load amps	—	—	—	—	9.0	12.2	12.0	16.0
Locked rotor amps	—	—	—	—	70.0	102.8	123.0	156.4
Condenser Fan Motor								
Full load amps	—	—	—	—	0.8	1.0	1.0	1.0
Locked rotor amps	—	—	—	—	1.7	2.6	2.6	2.6
Line Voltage Data (Volts-Phase-Hz)	—	—	—	—	460-3-60	460-3-60	460-3-60	460-3-60
Maximum overcurrent protection (amps) ²	—	—	—	—	20.0	15.0	15.0	15.0
Minimum circuit ampacity ³	—	—	—	—	12.0	9.0	9.0	10.0
Compressor								
Rated load amps	—	—	—	—	9.0	5.8	6.3	7.1
Locked rotor amps	—	—	—	—	70.0	50.0	60.0	69.0
Condenser Fan Motor								
Full load amps	—	—	—	—	0.50	0.80	0.80	0.80
Locked rotor amps	—	—	—	—	0.90	1.40	1.40	1.40

¹Refrigerant charge sufficient for 15 ft. length of refrigerant lines. For longer line set requirements see the installation instructions for information about set length and additional refrigerant charge required.

²HACR type circuit breaker or fuse.

³Refer to National Electrical Code manual to determine wire, fuse and disconnect size requirements.

Accessories

Model No.	WA14AY18	WA14AY24	WA14AY30	WA14AY36	WA14AY42	WA14AY48	WA14AY60
Compressor crankcase heater ¹	44-101884-08	44-101884-08	44-101884-08	44-101884-08	44-103663-16 ²	44-103663-16	44-103663-16 ³
Compressor crankcase heater (without temperature thermostat)	44-17402-44	44-17402-44	44-17402-44	44-17402-44	44-17402-45	44-17402-45	44-17402-45
Low ambient control	RXAD-A08	RXAD-A08	RXAD-A08	RXAD-A08	RXAD-A08	RXAD-A08	RXAD-A08
Compressor sound cover	68-23427-26	68-23427-26	68-23427-26	68-23427-26	68-23427-25	68-23427-25	68-23427-25
Compressor hard start kit	SK-A1	SK-A1	SK-A1	SK-A1	SK-A1	SK-A1	SK-A1
Compressor time delay	RXMD-B01	RXMD-B01	RXMD-B01	RXMD-B01	RXMD-B01	RXMD-B01	RXMD-B01
Low pressure control	RXAC-A10	RXAC-A10	RXAC-A10	RXAC-A10	RXAC-A10	RXAC-A10	RXAC-A10
High pressure control	RXAB-A08	RXAB-A08	RXAB-A08	RXAB-A08	RXAB-A08	RXAB-A08	RXAB-A08
Liquid Line Solenoid (24 VAC, 50/60 Hz)	Solenoid Valve	200RD2T3TVLC	200RD2T3TVLC	200RD2T3TVLC	200RD2T3TVLC	200RD2T3TVLC	200RD2T3TVLC
	Solenoid Coil	61-AMG24V	61-AMG24V	61-AMG24V	61-AMG24V	61-AMG24V	61-AMG24V
Liquid Line Solenoid (120/240 VAC, 50/60 Hz)	Solenoid Valve	200RD2T3TVLC	200RD2T3TVLC	200RD2T3TVLC	200RD2T3TVLC	200RD2T3TVLC	200RD2T3TVLC
	Solenoid Coil	61-AMG120/240V	61-AMG120/240V	61-AMG120/240V	61-AMG120/240V	61-AMG120/240V	61-AMG120/240V

¹Crankcase Heater recommended with Low Ambient Kit.

²WA14AY42: 208/230V LG models come with 44-101884-08 factory installed. 460V LG models come with 44-101884-09 factory-installed.

³WA14AY60: All 208/230V models come with 44-103663-16 factory-installed. All 460V models come with 44-101884-06 factory-installed.

Maximum System Charge Values WA14AY

Maximum System Charge Values – WA14AY		
Model No.	Charge Limit Without Crankcase	
	Copeland	LG
WA14AY18	9.6 lbs [4.4kg]	8.4 lbs [3.8 kg]
WA14AY24		
WA14AY30		
WA14AY36		
WA14AY42*	12 lbs [5.4kg]	11.9 lbs [5.4 kg]
WA14AY48		
WA14AY60*		

*WA14AY42 models with LG compressors and WA14AY60 ton models have factory installed crankcase heaters.

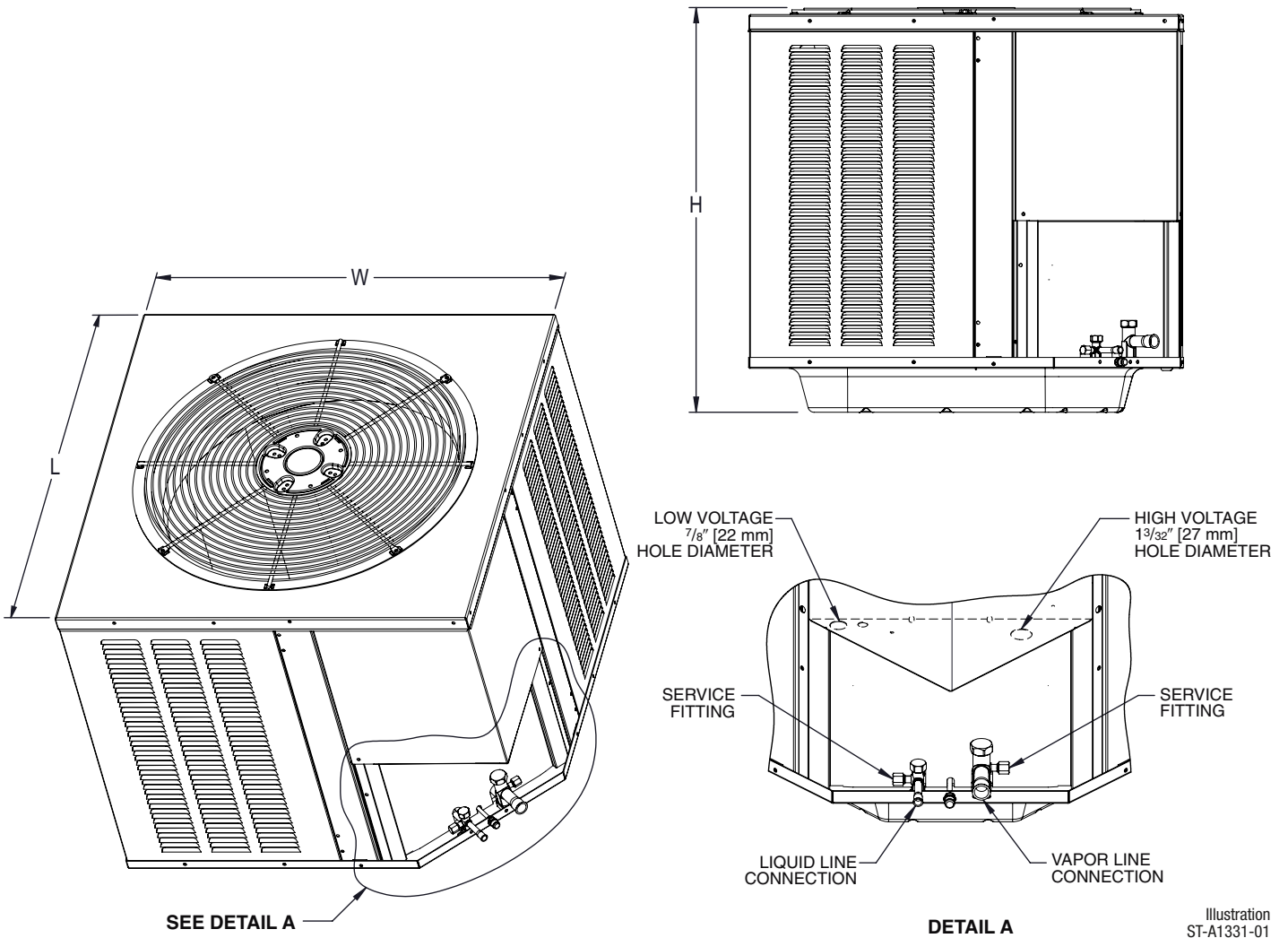
Weighted Sound Power Level (dBA)

Unit Size - Voltage, Series	Standard Rating (dBA)	Typical Octave Band Spectrum (dBA without tone adjustment)						
		125	250	500	1000	2000	4000	8000
WA14AY18	70	47	55	61	60	58	53	47
WA14AY24	71	47	62	63	59	57	56	47
WA14AY30	71	47	62	63	59	57	56	47
WA14AY36	71	46	58	64	59	57	52	48
WA14AY42	73	47	55	64	62	59	55	48
WA14AY48	74	45	56	64	63	61	57	51
WA14AY60	76	43	60	67	66	63	59	53

NOTE: Tested in accordance with AHRI Standard 270-08 (not listed in AHRI)

Unit Dimensions

Model No.	Operating						Shipping					
	H (Height)		L (Length)		W (Width)		H (Height)		L (Length)		W (Width)	
	Inches	mm	Inches	mm	Inches	mm	Inches	mm	Inches	mm	Inches	mm
WA14AY18	25.17	639	29.54	750	29.54	750	27.06	687	32.63	829	32.63	829
WA14AY24	25.17	639	33.66	855	33.66	855	27.06	687	36.63	930	36.63	930
WA14AY30	25.17	639	33.66	855	33.66	855	27.06	687	36.63	930	36.63	930
WA14AY36	25.17	639	33.66	855	33.66	855	27.06	687	36.63	930	36.63	930
WA14AY42	35.17	893	33.66	855	33.66	855	37.06	941	36.63	930	36.63	930
WA14AY48	35.17	893	33.66	855	33.66	855	37.06	941	36.63	930	36.63	930
WA14AY60	45.17	1147	35.43	900	35.43	900	47.06	1195	38.63	981	38.63	981

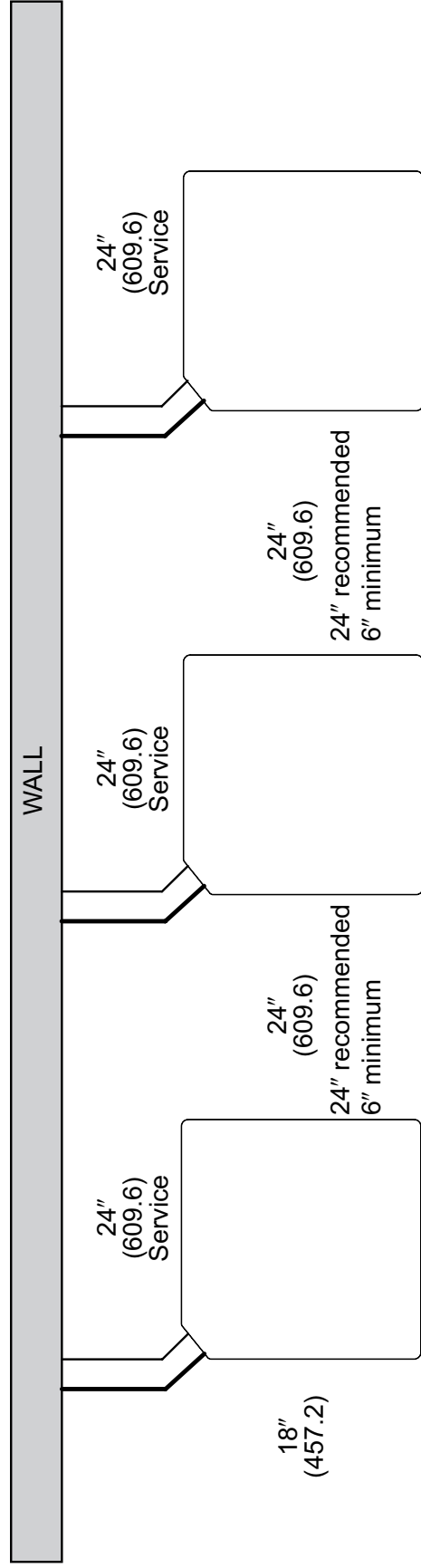
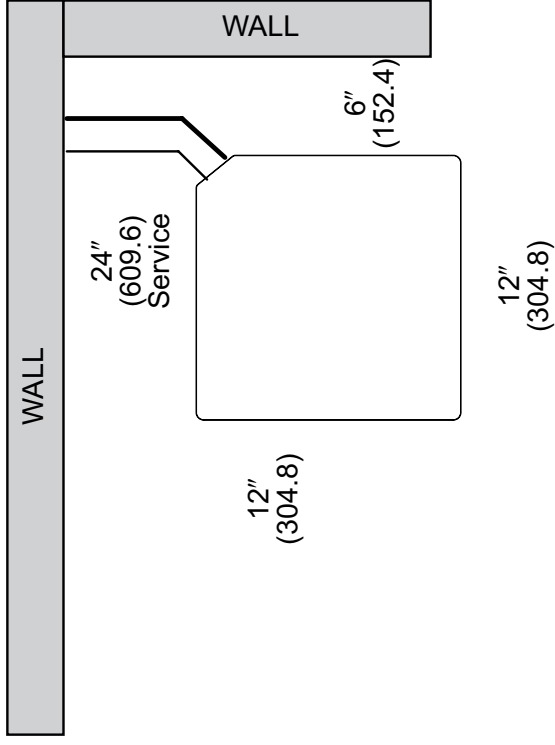
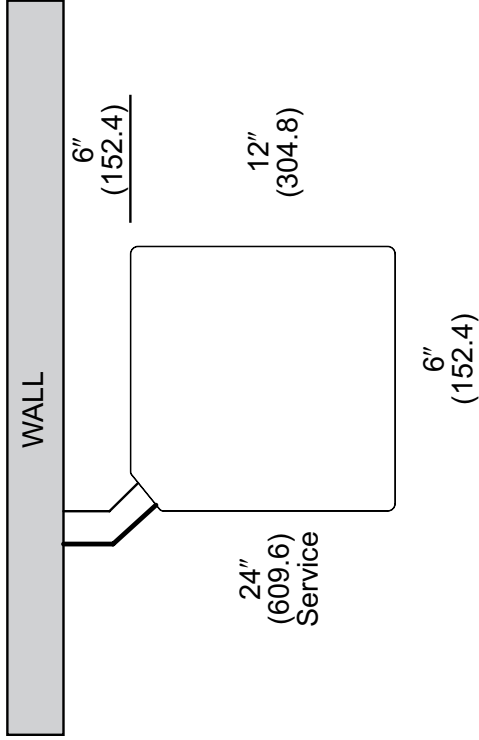


NOTE: Illustrations show the deep drawn basepan.

[] Designates Metric Conversions

Illustration
ST-A1331-01
Rev. 10-20-2022

CLEARANCES



NOTE: NUMBERS IN () = mm

IMPORTANT: When installing multiple units in an alcove, roof well or partially enclosed area, ensure there is adequate ventilation to prevent re-circulation of discharge air.

Refrigerant Line Size Information

14.3 SEER2 AC R-454B												
Unit Size	Allowable Liquid Line Size	Allowable Suction Line Size	Equivalent Length (Feet)									
			0-25	26-50	51-75	76-100	101-125	126-150	151-175	176-200	201-225	226-250
			Maximum Vertical Rise (Outdoor Unit Below Indoor Unit) * / Capacity Multiplier									
1.5 Ton	1/4"	5/8"	25/1	50/0.99	61/0.99	41/0.98	21/0.98	1/0.98	0/0.98	0/0.98	0/0.97	0/0.97
	5/16	5/8"	25/1	50/0.99	75/0.99	100/0.98	98/0.98	93/0.98	87/0.98	82/0.98	78/0.97	75/0.97
	3/8"	5/8"	25/1	50/0.99	75/0.99	100/0.98	117/0.98	115/0.98	114/0.98	112/0.98	111/0.97	110/0.97
	1/4"	3/4"	25/1	50/1	61/1	41/0.99	21/0.99	1/0.99	0/0.99	0/0.99	0/0.99	0/0.98
	5/16	3/4"	25/1	50/1	75/1	100/0.99	98/0.99	93/0.99	87/0.99	82/0.99	78/0.99	75/0.98
	3/8"	3/4"	25/1	50/1	75/1	100/0.99	117/0.99	115/0.99	114/0.99	112/0.99	111/0.99	110/0.98
2 Ton	1/4"	5/8"	25/1	50/0.99	25/0.98	0/0.98	0/0.98	0/0.97	0/0.96	0/0.97	0/0.96	0/0.95
	5/16	5/8"	25/1	50/0.99	75/0.98	88/0.98	79/0.98	70/0.97	62/0.96	53/0.97	46/0.96	40/0.95
	3/8"	5/8"	25/1	50/0.99	75/0.98	100/0.98	109/0.98	106/0.97	103/0.96	100/0.97	97/0.96	94/0.95
	1/4"	3/4"	25/1	50/1	25/0.99	0/0.99	0/0.99	0/0.98	0/0.98	0/0.99	0/0.99	0/0.98
	5/16	3/4"	25/1	50/1	75/0.99	88/0.99	79/0.99	70/0.98	62/0.98	53/0.99	46/0.99	40/0.98
	3/8"	3/4"	25/1	50/1	75/0.99	100/0.99	109/0.99	106/0.98	103/0.98	100/0.99	97/0.99	94/0.98
2.5 Ton	5/16	5/8"	25/0.99	50/0.98	75/0.98	69/0.97	56/0.98	43/0.96	30/0.94	17/0.93	6/0.92	0/0.93
	3/8"	5/8"	25/0.99	50/0.98	75/0.98	100/0.97	101/0.98	96/0.96	92/0.94	87/0.93	83/0.92	78/0.93
	5/16	3/4"	25/1	50/0.99	75/0.99	69/0.98	56/0.98	43/0.99	30/0.98	17/0.98	6/0.97	0/0.97
	3/8"	3/4"	25/1	50/0.99	75/0.99	100/0.98	101/0.98	96/0.99	92/0.98	87/0.98	83/0.97	78/0.97
3 Ton	5/16	5/8"	25/0.99	50/0.98	65/0.97	47/0.97	28/0.94	11/0.93	0/0.92	0/0.91	0/0.9	0/0.9
	3/8"	5/8"	25/0.99	50/0.98	75/0.97	97/0.97	91/0.94	85/0.93	78/0.92	72/0.91	66/0.9	60/0.9
	5/16	3/4"	25/1	50/0.99	65/0.98	47/0.99	28/0.98	11/0.98	0/0.97	0/0.96	0/0.96	0/0.98
	3/8"	3/4"	25/1	50/0.99	75/0.98	97/0.99	91/0.98	85/0.98	78/0.97	72/0.96	66/0.96	60/0.98
	1/2"	3/4"	25/1	50/0.99	75/0.98	100/0.99	118/0.98	117/0.98	115/0.97	115/0.96	114/0.96	112/0.98
	5/16	7/8"	25/1	50/1	65/0.99	47/0.99	28/0.99	11/0.98	0/0.98	0/0.99	0/0.99	0/0.99
	3/8"	7/8"	25/1	50/1	75/0.99	97/0.99	91/0.99	85/0.98	78/0.98	72/0.99	66/0.99	60/0.99
	1/2"	7/8"	25/1	50/1	75/0.99	100/0.99	118/0.99	117/0.98	115/0.98	115/0.99	114/0.99	112/0.99
3.5 Ton	3/8"	3/4"	25/0.99	50/0.99	75/0.99	88/0.98	80/0.97	72/0.96	64/0.98	55/0.96	47/0.95	39/0.95
	1/2"	3/4"	25/0.99	50/0.99	75/0.99	100/0.98	116/0.97	114/0.96	112/0.98	111/0.96	109/0.95	108/0.95
	3/8"	7/8"	25/1	50/0.99	75/0.99	88/0.99	80/0.98	72/0.99	64/0.99	55/0.98	47/0.98	39/0.98
	1/2"	7/8"	25/1	50/0.99	75/0.99	100/0.99	116/0.98	114/0.99	112/0.99	111/0.98	109/0.98	108/0.98
4 Ton	3/8"	3/4"	25/0.99	50/0.98	75/0.98	78/0.97	68/0.96	57/0.97	46/0.95	36/0.94	25/0.93	15/0.93
	1/2"	3/4"	25/0.99	50/0.98	75/0.98	100/0.97	113/0.96	111/0.97	109/0.95	107/0.94	105/0.93	104/0.93
	3/8"	7/8"	25/1	50/0.99	75/0.99	78/0.98	68/0.99	57/0.98	46/0.98	36/0.98	25/0.97	15/0.97
	1/2"	7/8"	25/1	50/0.99	75/0.99	100/0.98	113/0.99	111/0.98	109/0.98	107/0.98	105/0.97	104/0.97
5 Ton	3/8"	3/4"	25/0.99	50/0.98	70/0.97	54/0.97	38/0.94	22/0.93	6/0.92	0/0.9	0/0.89	0/0.89
	1/2"	3/4"	25/0.99	50/0.98	75/0.97	100/0.97	107/0.94	104/0.93	101/0.92	97/0.9	95/0.89	93/0.89
	3/8"	7/8"	25/0.99	50/0.99	70/0.98	54/0.98	38/0.98	22/0.97	6/0.96	0/0.98	0/0.97	0/0.96
	1/2"	7/8"	25/0.99	50/0.99	75/0.98	100/0.98	107/0.98	104/0.97	101/0.96	97/0.98	95/0.97	93/0.96
	3/8"	1-1/8"	25/1	50/1	70/1	54/0.99	38/0.99	22/0.99	6/0.99	0/0.99	0/0.99	0/0.98
	1/2"	1-1/8"	25/1	50/1	75/1	100/0.99	107/0.99	104/0.99	101/0.99	97/0.99	95/0.99	93/0.98

NOTES:

- 1) Maximum Equivalent Line Length may not exceed 250'.
- 2) Maximum Actual Line Length may not exceed 200'.
- 3) Light Grey shaded areas are considered long line and may require accessories as recommended in Long Line Set Guide.
- 4) DO NOT use suction line traps in the suction riser as this adds additional unwanted pressure drop in the system.

Refrigerant Line Size Information

14.3 SEER2 AC R-454B												
Unit Size	Allowable Liquid Line Size	Allowable Suction Line Size	Equivalent Length (Meters)									
			0-7.6	7.9-15.2	15.5-22.9	23.2-30.5	30.8-38.1	38.4-45.7	46-53.3	53.6-61	61.3-68.6	68.9-76.2
			Maximum Vertical Rise (Outdoor Unit Below Indoor Unit) * / Capacity Multiplier									
1.5 Ton	1/4"	5/8"	8/1	15/0.99	19/0.99	12/0.98	6/0.98	0/0.98	0/0.98	0/0.98	0/0.97	0/0.97
	5/16	5/8"	8/1	15/0.99	23/0.99	30/0.98	30/0.98	28/0.98	27/0.98	25/0.98	24/0.97	23/0.97
	3/8"	5/8"	8/1	15/0.99	23/0.99	30/0.98	36/0.98	35/0.98	35/0.98	34/0.98	34/0.97	34/0.97
	1/4"	3/4"	8/1	15/1	19/1	12/0.99	6/0.99	0/0.99	0/0.99	0/0.99	0/0.99	0/0.98
	5/16	3/4"	8/1	15/1	23/1	30/0.99	30/0.99	28/0.99	27/0.99	25/0.99	24/0.99	23/0.98
	3/8"	3/4"	8/1	15/1	23/1	30/0.99	36/0.99	35/0.99	35/0.99	34/0.99	34/0.99	34/0.98
2 Ton	1/4"	5/8"	8/1	15/0.99	8/0.98	0/0.98	0/0.98	0/0.97	0/0.96	0/0.97	0/0.96	0/0.95
	5/16	5/8"	8/1	15/0.99	23/0.98	27/0.98	24/0.98	21/0.97	19/0.96	16/0.97	14/0.96	12/0.95
	3/8"	5/8"	8/1	15/0.99	23/0.98	30/0.98	33/0.98	32/0.97	31/0.96	30/0.97	30/0.96	29/0.95
	1/4"	3/4"	8/1	15/1	8/0.99	0/0.99	0/0.99	0/0.98	0/0.98	0/0.99	0/0.99	0/0.98
	5/16	3/4"	8/1	15/1	23/0.99	27/0.99	24/0.99	21/0.98	19/0.98	16/0.99	14/0.99	12/0.98
	3/8"	3/4"	8/1	15/1	23/0.99	30/0.99	33/0.99	32/0.98	31/0.98	30/0.99	30/0.99	29/0.98
2.5 Ton	5/16	5/8"	8/0.99	15/0.98	23/0.98	21/0.97	17/0.98	13/0.96	9/0.94	5/0.93	2/0.92	0/0.93
	3/8"	5/8"	8/0.99	15/0.98	23/0.98	30/0.97	31/0.98	29/0.96	28/0.94	27/0.93	25/0.92	24/0.93
	5/16	3/4"	8/1	15/0.99	23/0.99	21/0.98	17/0.98	13/0.99	9/0.98	5/0.98	2/0.97	0/0.97
	3/8"	3/4"	8/1	15/0.99	23/0.99	30/0.98	31/0.98	29/0.99	28/0.98	27/0.98	25/0.97	24/0.97
3 Ton	5/16	5/8"	8/0.99	15/0.98	20/0.97	14/0.97	9/0.94	3/0.93	0/0.92	0/0.91	0/0.9	0/0.9
	3/8"	5/8"	8/0.99	15/0.98	23/0.97	30/0.97	28/0.94	26/0.93	24/0.92	22/0.91	20/0.9	18/0.9
	5/16	3/4"	8/1	15/0.99	20/0.98	14/0.99	9/0.98	3/0.98	0/0.97	0/0.96	0/0.96	0/0.98
	3/8"	3/4"	8/1	15/0.99	23/0.98	30/0.99	28/0.98	26/0.98	24/0.97	22/0.96	20/0.96	18/0.98
	1/2"	3/4"	8/1	15/0.99	23/0.98	30/0.99	36/0.98	36/0.98	35/0.97	35/0.96	35/0.96	34/0.98
	5/16	7/8"	8/1	15/1	20/0.99	14/0.99	9/0.99	3/0.98	0/0.98	0/0.99	0/0.99	0/0.99
	3/8"	7/8"	8/1	15/1	23/0.99	30/0.99	28/0.99	26/0.98	24/0.98	22/0.99	20/0.99	18/0.99
	1/2"	7/8"	8/1	15/1	23/0.99	30/0.99	36/0.99	36/0.98	35/0.98	35/0.99	35/0.99	34/0.99
3.5 Ton	3/8"	3/4"	8/0.99	15/0.99	23/0.99	27/0.98	24/0.97	22/0.96	20/0.98	17/0.96	14/0.95	12/0.95
	1/2"	3/4"	8/0.99	15/0.99	23/0.99	30/0.98	35/0.97	35/0.96	34/0.98	34/0.96	33/0.95	33/0.95
	3/8"	7/8"	8/1	15/0.99	23/0.99	27/0.99	24/0.98	22/0.99	20/0.99	17/0.98	14/0.98	12/0.98
	1/2"	7/8"	8/1	15/0.99	23/0.99	30/0.99	35/0.98	35/0.99	34/0.99	34/0.98	33/0.98	33/0.98
4 Ton	3/8"	3/4"	8/0.99	15/0.98	23/0.98	24/0.97	21/0.96	17/0.97	14/0.95	11/0.94	8/0.93	5/0.93
	1/2"	3/4"	8/0.99	15/0.98	23/0.98	30/0.97	34/0.96	34/0.97	33/0.95	33/0.94	32/0.93	32/0.93
	3/8"	7/8"	8/1	15/0.99	23/0.99	24/0.98	21/0.99	17/0.98	14/0.98	11/0.98	8/0.97	5/0.97
	1/2"	7/8"	8/1	15/0.99	23/0.99	30/0.98	34/0.99	34/0.98	33/0.98	33/0.98	32/0.97	32/0.97
5 Ton	3/8"	3/4"	8/0.99	15/0.98	21/0.97	16/0.97	12/0.94	7/0.93	2/0.92	0/0.9	0/0.89	0/0.89
	1/2"	3/4"	8/0.99	15/0.98	23/0.97	30/0.97	33/0.94	32/0.93	31/0.92	30/0.9	29/0.89	28/0.89
	3/8"	7/8"	8/0.99	15/0.99	21/0.98	16/0.98	12/0.98	7/0.97	2/0.96	0/0.98	0/0.97	0/0.96
	1/2"	7/8"	8/0.99	15/0.99	23/0.98	30/0.98	33/0.98	32/0.97	31/0.96	30/0.98	29/0.97	28/0.96
	3/8"	1-1/8"	8/1	15/1	21/1	16/0.99	12/0.99	7/0.99	2/0.99	0/0.99	0/0.99	0/0.98
	1/2"	1-1/8"	8/1	15/1	23/1	30/0.99	33/0.99	32/0.99	31/0.99	30/0.99	29/0.99	28/0.98

NOTES:

- 1) Maximum Equivalent Line Length may not exceed 76 meters.
- 2) Maximum Actual Line Length may not exceed 61 meters.
- 3) Light Grey shaded areas are considered long line and may require accessories as recommended in Long Line Set Guide.
- 4) **DO NOT** use suction line traps in the suction riser as this adds additional unwanted pressure drop in the system.

Performance Data @ AHRI Standard Conditions – Cooling

Designated Tested Combination (DTC)							
Outdoor Unit	Indoor Coil	Total Capacity BTU/H [kW]	Net Sensible BTU/H [kW]	Net Latent BTU/H [kW]	SEER2	EER2	Indoor CFM [L/s]
WA14AY18AJ1N	RCFY2421HTANM	17,100 [5.0]	13,100 [3.8]	4,000 [1.2]	14.3	11.7	600 [283.2]
WA14AY24AJ1N	RCFY3621HTAAM	22,800 [6.7]	17,500 [5.1]	5,300 [1.6]	14.3	11.7	735 [346.9]
WA14AY24BJ1N	RCFY2421HTANM	22,800 [6.7]	17,500 [5.1]	5,300 [1.6]	14.3	11.7	750 [354.0]
WA14AY30AJ1N	RCFY3621HTAAM	28,600 [8.4]	21,800 [6.4]	6,800 [2.0]	14.3	11.7	910 [429.5]
WA14AY36AJ1N	RCFY3621HTAAM	33,600 [9.8]	25,200 [7.4]	8,400 [2.5]	14.3	11.7	1,030 [486.1]
WA14AY42AJ1N	RCFY4221HTAAM	40,000 [11.7]	29,500 [8.6]	9,000 [2.6]	14.3	11.7	1,300 [613.5]
WA14AY48AJ1N	RCFY4821HTAAM	45,500 [13.3]	34,500 [10.1]	10,500 [3.1]	13.8	11.7	1,425 [672.5]
WA14AY60AJ1N	RCFY6024HTANM	56,000 [16.4]	42,900 [12.6]	13,100 [3.8]	13.8	11.7	1,575 [743.3]
WA14AY36AC1N	RCFY3621HTAAM	33,600 [9.8]	25,200 [7.4]	8,400 [2.5]	14.3	11.7	1,030 [486.1]
WA14AY42AC1N	RCFY4221HTAAM	40,000 [11.7]	29,500 [8.6]	9,000 [2.6]	14.3	11.7	1,300 [613.5]
WA14AY48AC1N	RCFY4821HTAAM	45,500 [13.3]	34,500 [10.1]	10,500 [3.1]	13.8	11.7	1,425 [672.5]
WA14AY60AC1N	RCFY6024HTANM	56,000 [16.4]	42,900 [12.6]	13,100 [3.8]	13.8	11.7	1,575 [743.3]
WA14AY36AD1N	RCFY3621HTAAM	33,600 [9.8]	25,200 [7.4]	8,400 [2.5]	14.3	11.7	1,030 [486.1]
WA14AY42AD1N	RCFY4221HTAAM	40,000 [11.7]	29,500 [8.6]	9,000 [2.6]	14.3	11.7	1,300 [613.5]
WA14AY48AD1N	RCFY4821HTAAM	45,500 [13.3]	34,500 [10.1]	10,500 [3.1]	13.8	11.7	1,425 [672.5]
WA14AY60AD1N	RCFY6024HTANM	56,000 [16.4]	42,900 [12.6]	13,100 [3.8]	13.8	11.7	1,575 [743.3]

NOTE: This data includes DTC (Designated Test Combination) ratings and is for reference purposes only. A full listing of official ratings and system match-ups, along with downloadable certificates, can be accessed from the AHRI website: www.ahridirectory.org.

[] Designates Metric Conversions



GENERAL TERMS OF LIMITED WARRANTY*

Ruud will furnish a replacement for any part of this product which fails in normal use and service within the applicable period stated, in accordance with the terms of the limited warranty.

Parts Five (5) Years
Conditional Compressor
(Registration Required)..... Ten (10) Years

***For complete details of the Limited and Conditional Warranties, including applicable terms and conditions, contact your local contractor or the Manufacturer for a copy of the product warranty certificate.**

Before proceeding with installation, refer to installation instructions packaged with each model, as well as complying with all Federal, State, Provincial, and Local codes, regulations, and practices.

© 2024 Rheem Manufacturing Company. Ruud trademarks owned by Rheem Manufacturing Company.

In keeping with its policy of continuous progress and product improvement, Ruud reserves the right to make changes without notice.

5600 Old Greenwood Road
Fort Smith, Arkansas 72908 • www.ruud.com

125 Edgeware Road, Unit 1
Brampton, Ontario • L6Y 0P5 • ruud-canada.ca